

APPENDIX

STATE-BY-STATE AND URBAN DISTRICT ANALYSES: ASSOCIATION BETWEEN STUDENT ABSENTEEISM AND NAEP MATHEMATICS ACHIEVEMENT LEVELS, 2011

State-by-State Analyses.....pp. 4-55

• Alabama.....	5
• Alaska	Not Available
• Arizona	6
• Arkansas	7
• California	8
• Colorado.....	9
• Connecticut.....	10
• Delaware.....	11
• District of Columbia.....	12
• Florida.....	13
• Georgia	14
• Hawaii	15
• Idaho	16
• Illinois	17
• Indiana	18
• Iowa.....	19
• Kansas.....	20
• Kentucky	21
• Louisiana.....	22
• Maine	23
• Maryland.....	24
• Massachusetts.....	25
• Michigan	26

• Minnesota.....	27
• Mississippi	28
• Missouri.....	29
• Montana.....	30
• Nebraska	31
• Nevada.....	32
• New Hampshire.....	33
• New Jersey.....	34
• New Mexico	35
• New York	36
• North Carolina.....	37
• North Dakota	38
• Ohio	39
• Oklahoma	40
• Oregon.....	41
• Pennsylvania.....	42
• Rhode Island	43
• South Carolina	44
• South Dakota	45
• Tennessee	46
• Texas	47
• Utah.....	48
• Vermont	49
• Virginia	50
• Washington	51
• West Virginia.....	52
• Wisconsin.....	53
• Wyoming	54
• Department of Defense Schools.....	55

NAEP Trial Urban District Analyses.....pp. 56-77

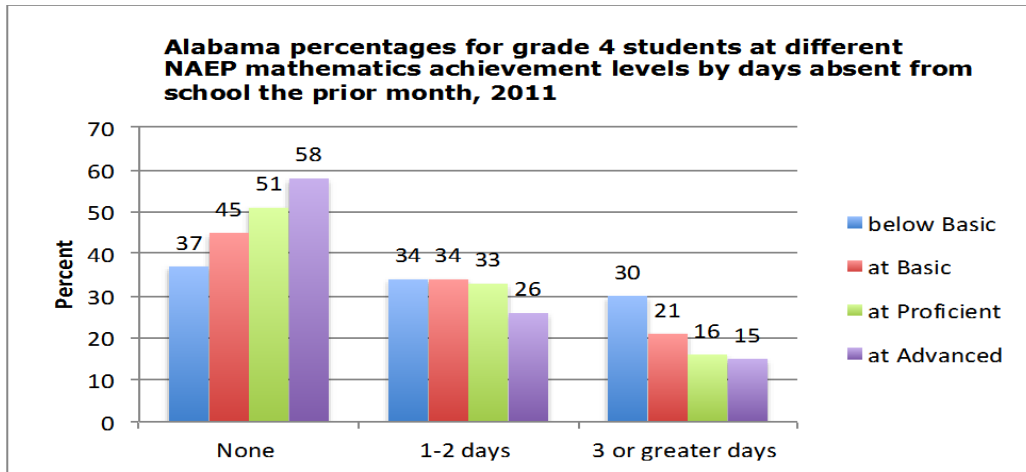
• Albuquerque	57
• Atlanta	58
• Austin	59
• Baltimore	60
• Boston	61
• Charlotte	62
• Chicago	63
• Cleveland.....	64
• Dallas	65
• Detroit	66
• DCPS.....	67
• Fresno.....	68
• Hillsborough	69
• Houston	70
• Jefferson County	71
• Los Angeles	72
• Miami-Dade	73
• Milwaukee.....	74
• New York City	75
• Philadelphia	76
• San Diego	77

State-by-State Analyses: Association between Student Absenteeism and NAEP Mathematics Achievement Levels, 2011

ALABAMA: Students' Monthly Days Absent and 2011 NAEP Mathematics Achievement Levels

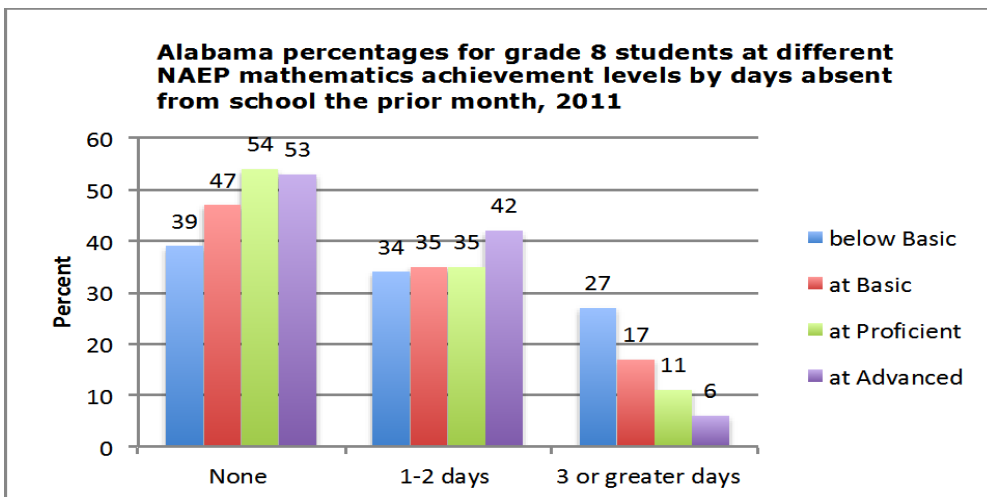
Grade 4

- Only 37 percent of *below Basic* grade 4 students compared with 58 percent of the *Advanced* students reported “no days absent” in the prior month.
- 30 percent of *below Basic* grade 4 students compared with only 15 percent of the *Advanced* students reported “3 or greater days absent” in the prior month (equivalent to 5 weeks a year of school missed).



Grade 8

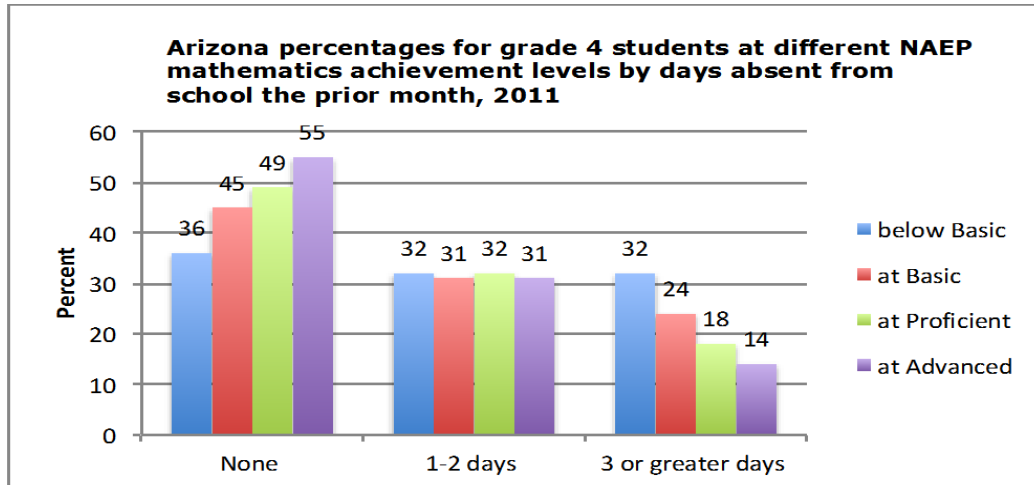
- Only 39 percent of *below Basic* grade 4 students compared with 53 percent of the *Advanced* students reported “no days absent” in the prior month.
- 27 percent of *below Basic* grade 4 students compared with only 6 percent of the *Advanced* students reported “3 or greater days absent” in the prior month (equivalent to 5 weeks a year of school missed).



ARIZONA: Students' Monthly Days Absent and 2011 NAEP Mathematics Achievement Levels

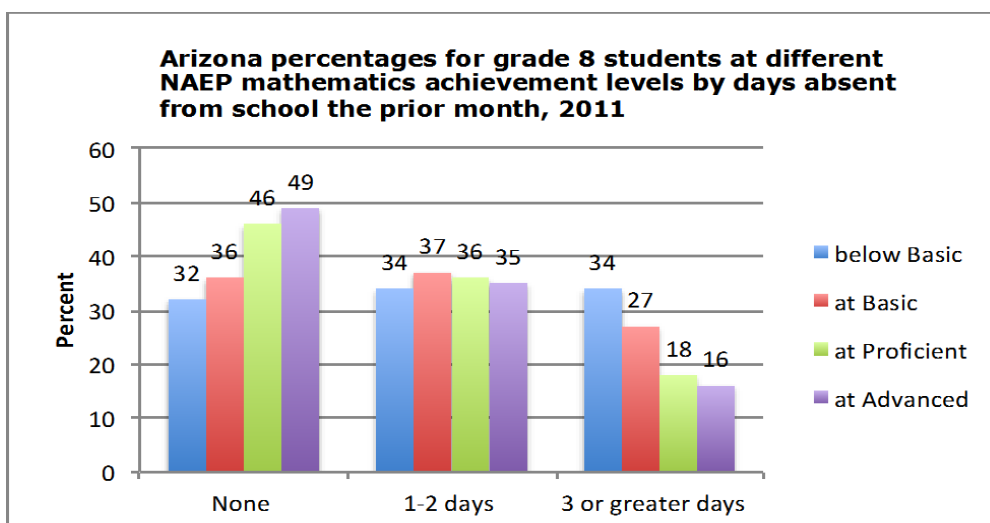
Grade 4

- Only 36 percent of *below Basic* grade 4 students compared with 55 percent of the *Advanced* students reported “no days absent” in the prior month.
- 32 percent of *below Basic* grade 4 students compared with only 14 percent of the *Advanced* students reported “3 or greater days absent” in the prior month (equivalent to 5 weeks a year of school missed).



Grade 8

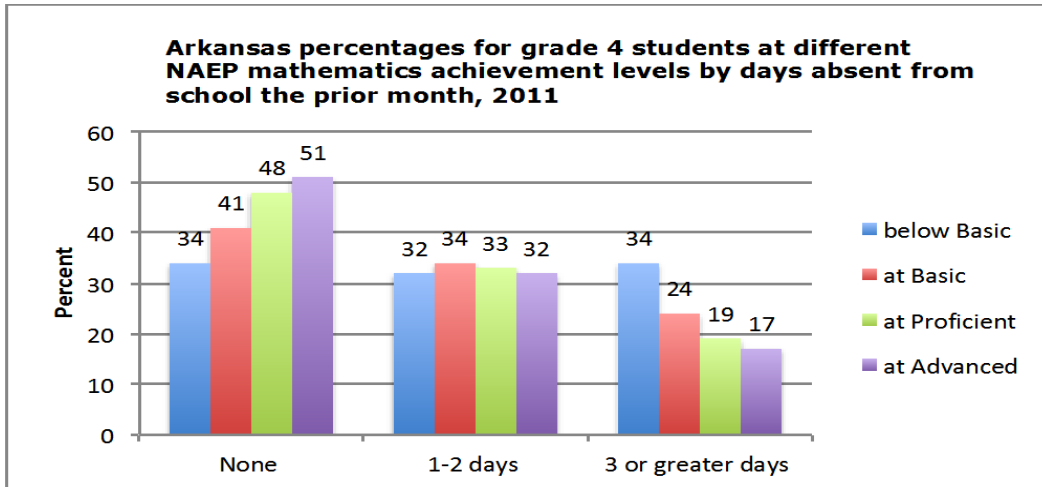
- Only 32 percent of *below Basic* grade 4 students compared with 49 percent of the *Advanced* students reported “no days absent” in the prior month.
- 34 percent of *below Basic* grade 4 students compared with only 16 percent of the *Advanced* students reported “3 or greater days absent” in the prior month (equivalent to 5 weeks a year of school missed).



ARKANSAS: Students' Monthly Days Absent and 2011 NAEP Mathematics Achievement Levels

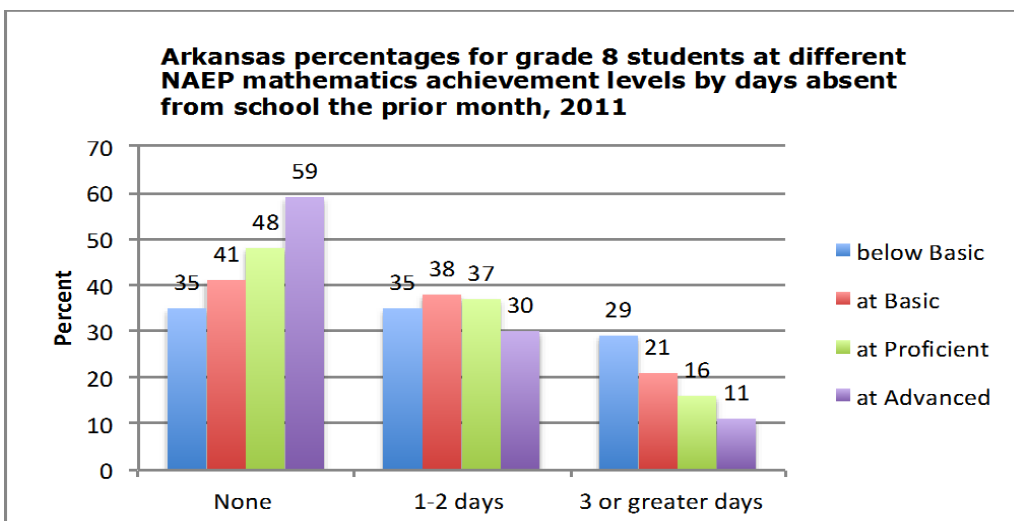
Grade 4

- Only 34 percent of *below Basic* grade 4 students compared with 51 percent of the *Advanced* students reported “no days absent” in the prior month.
- 34 percent of *below Basic* grade 4 students compared with only 17 percent of the *Advanced* students reported “3 or greater days absent” in the prior month (equivalent to 5 weeks a year of school missed).



Grade 8

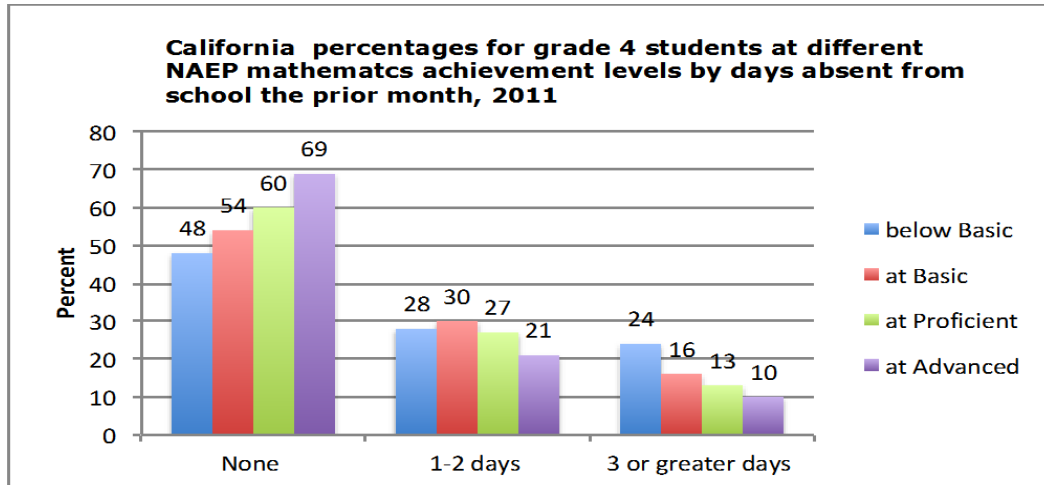
- Only 35 percent of *below Basic* grade 4 students compared with 59 percent of the *Advanced* students reported “no days absent” in the prior month.
- 29 percent of *below Basic* grade 4 students compared with only 11 percent of the *Advanced* students reported “3 or greater days absent” in the prior month (equivalent to 5 weeks a year of school missed).



CALIFORNIA: Students' Monthly Days Absent and 2011 NAEP Mathematics Achievement Levels

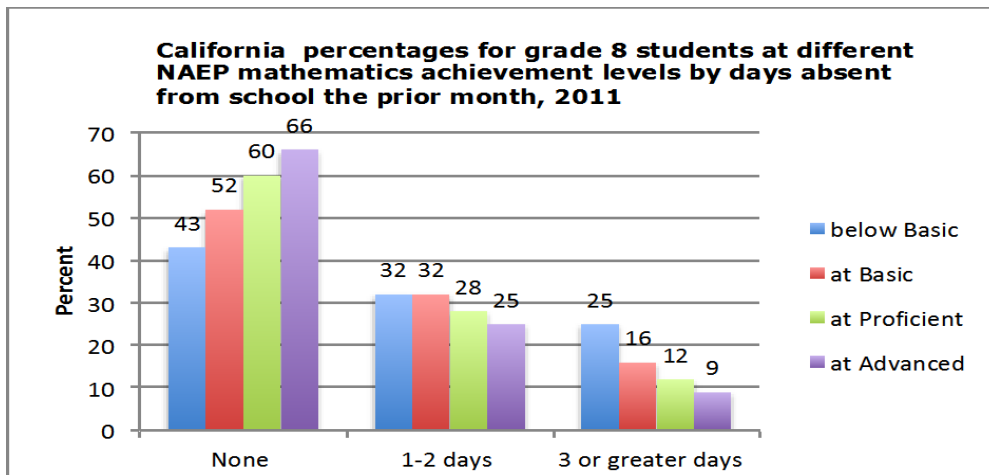
Grade 4

- Only 48 percent of *below Basic* grade 4 students compared with 69 percent of the *Advanced* students reported “no days absent” in the prior month.
- 24 percent of *below Basic* grade 4 students compared with only 10 percent of the *Advanced* students reported “3 or greater days absent” in the prior month (equivalent to 5 weeks a year of school missed).



Grade 8

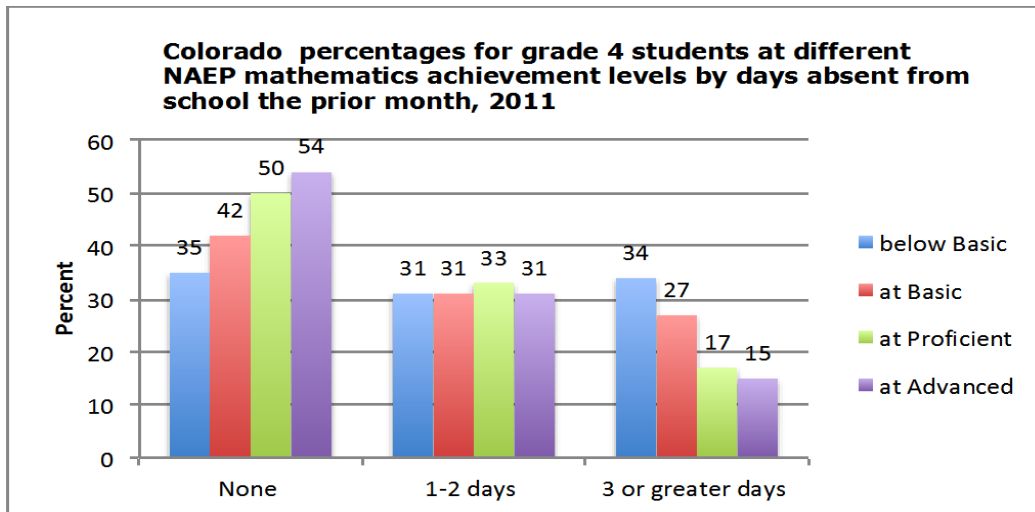
- Only 43 percent of *below Basic* grade 4 students compared with 66 percent of the *Advanced* students reported “no days absent” in the prior month.
- 25 percent of *below Basic* grade 4 students compared with only 9 percent of the *Advanced* students reported “3 or greater days absent” in the prior month (equivalent to 5 weeks a year of school missed).



COLORADO: Students' Monthly Days Absent and 2011 NAEP Mathematics Achievement Levels

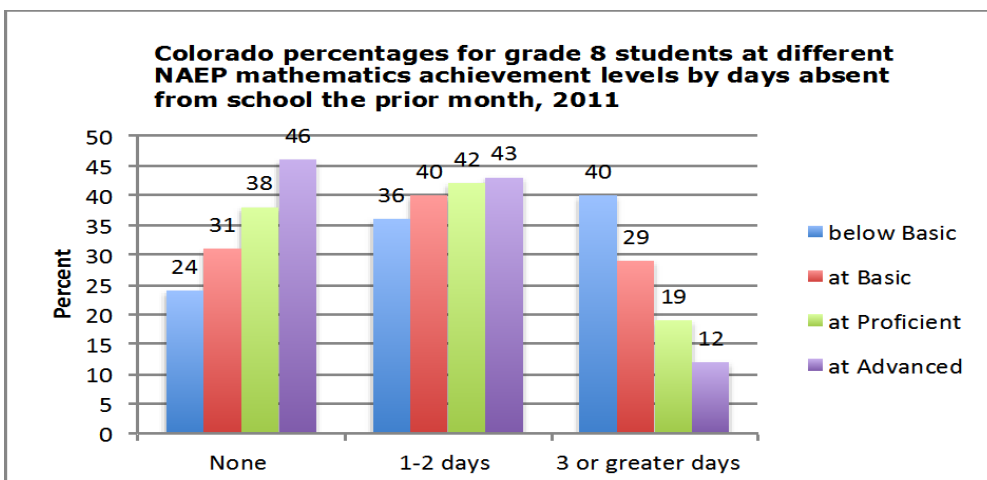
Grade 4

- Only 35 percent of *below Basic* grade 4 students compared with 54 percent of the *Advanced* students reported "no days absent" in the prior month.
- 34 percent of *below Basic* grade 4 students compared with only 15 percent of the *Advanced* students reported "3 or greater days absent" in the prior month (equivalent to 5 weeks a year of school missed).



Grade 8

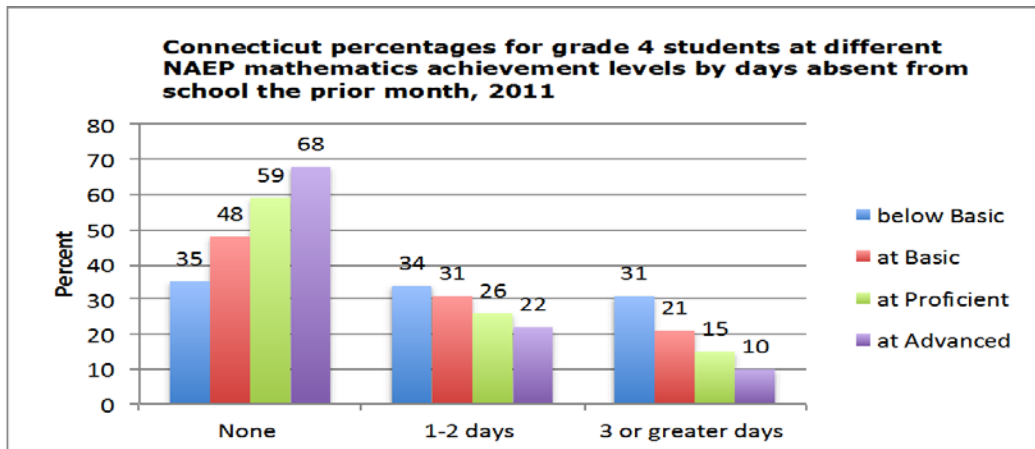
- Only 24 percent of *below Basic* grade 4 students compared with 46 percent of the *Advanced* students reported "no days absent" in the prior month.
- 40 percent of *below Basic* grade 4 students compared with only 12 percent of the *Advanced* students reported "3 or greater days absent" in the prior month (equivalent to 5 weeks a year of school missed).



CONNECTICUT: Students' Monthly Days Absent and 2011 NAEP Mathematics Achievement Levels

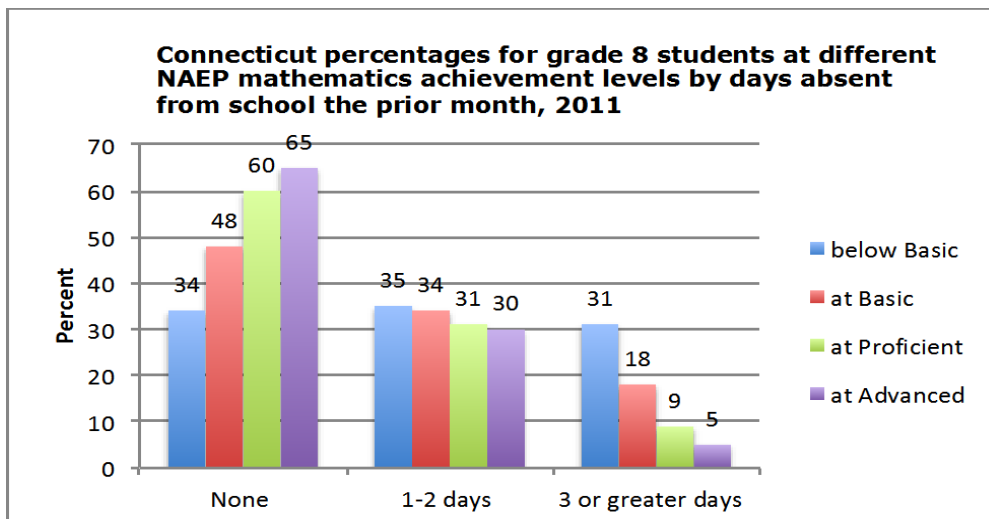
Grade 4

- Only 35 percent of *below Basic* grade 4 students compared with 68 percent of the *Advanced* students reported "no days absent" in the prior month.
- 31 percent of *below Basic* grade 4 students compared with only 10 percent of the *Advanced* students reported "3 or greater days absent" in the prior month (equivalent to 5 weeks a year of school missed).



Grade 8

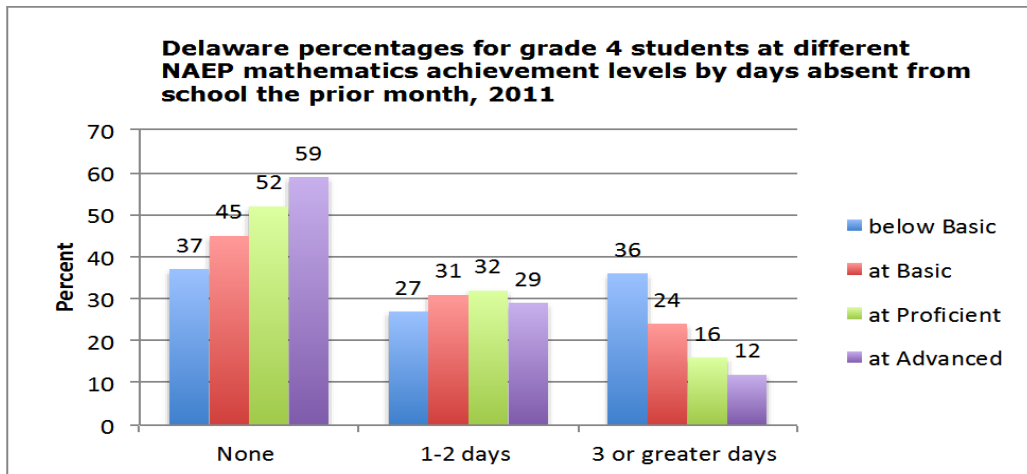
- Only 34 percent of *below Basic* grade 4 students compared with 65 percent of the *Advanced* students reported "no days absent" in the prior month. Connecticut students with "no days absent" the prior month included only 34 percent of below Basic grade 8 students compared with 65 percent of the Advanced students.
- 31 percent of *below Basic* grade 4 students compared with only 5 percent of the *Advanced* students reported "3 or greater days absent" in the prior month (equivalent to 5 weeks a year of school missed).



DELAWARE: Students' Monthly Days Absent and 2011 NAEP Mathematics Achievement Levels

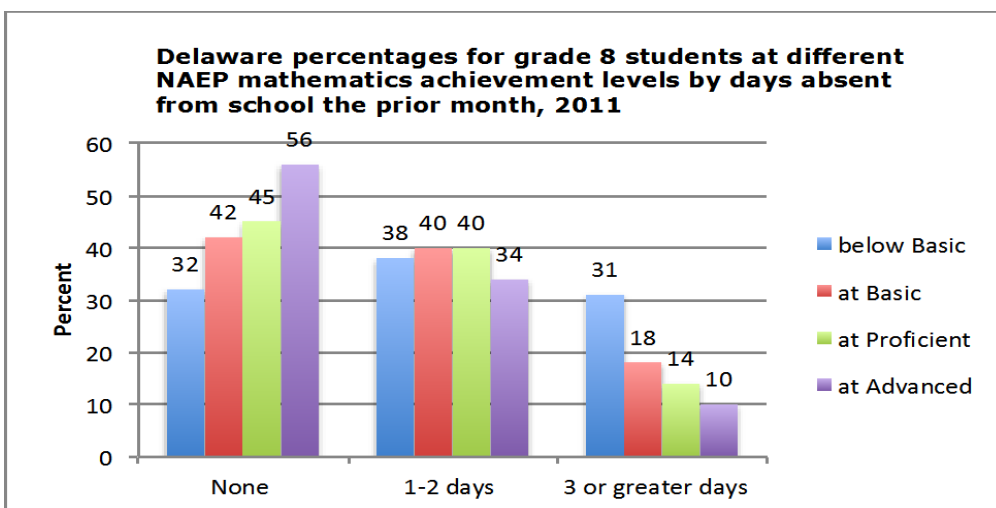
Grade 4

- Only 37 percent of *below Basic* grade 4 students compared with 59 percent of the *Advanced* students reported “no days absent” in the prior month.
- 36 percent of *below Basic* grade 4 students compared with only 12 percent of the *Advanced* students reported “3 or greater days absent” in the prior month (equivalent to 5 weeks a year of school missed).



Grade 8

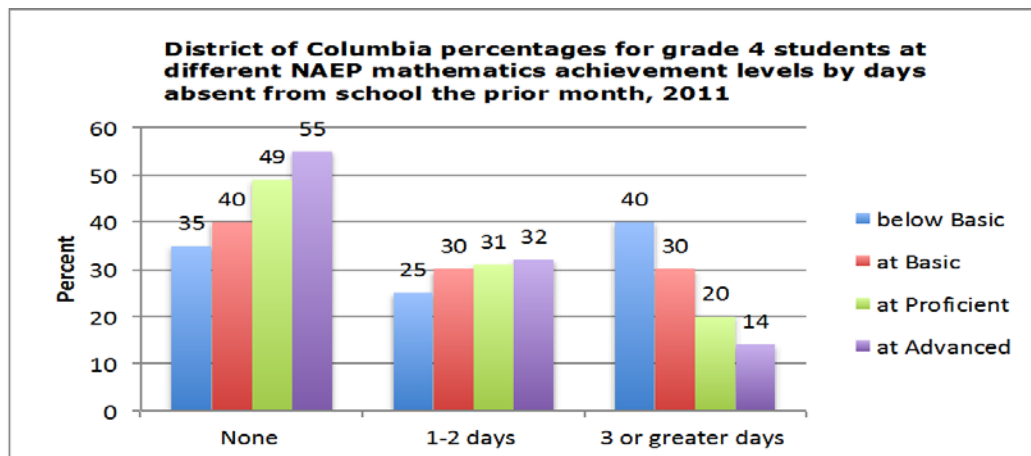
- Only 32 percent of *below Basic* grade 4 students compared with 56 percent of the *Advanced* students reported “no days absent” in the prior month.
- 31 percent of *below Basic* grade 4 students compared with only 10 percent of the *Advanced* students reported “3 or greater days absent” in the prior month (equivalent to 5 weeks a year of school missed).



DISTRICT OF COLUMBIA: Students' Monthly Days Absent and 2011 NAEP Mathematics Achievement Levels

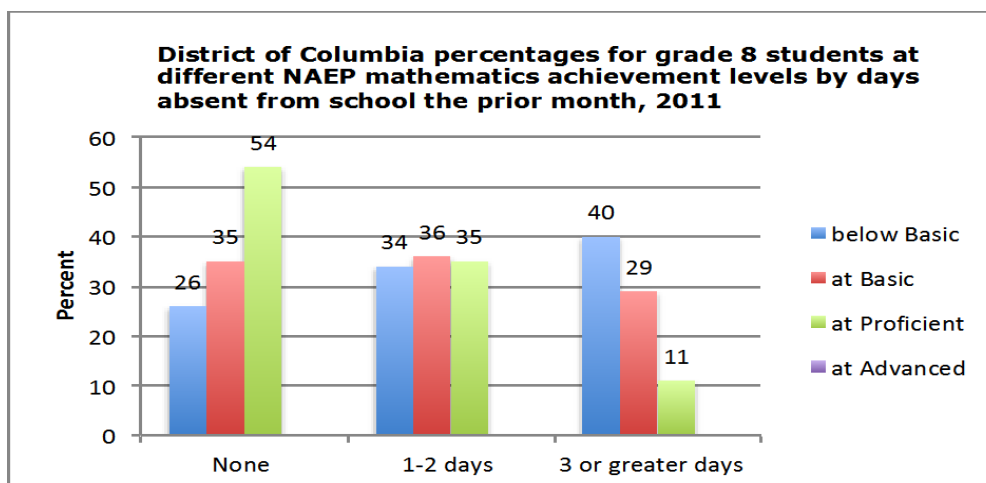
Grade 4

- Only 35 percent of *below Basic* grade 4 students compared with 55 percent of the *Advanced* students reported “no days absent” in the prior month.
- 40 percent of *below Basic* grade 4 students compared with only 14 percent of the *Advanced* students reported “3 or greater days absent” in the prior month (equivalent to 5 weeks a year of school missed).



Grade 8

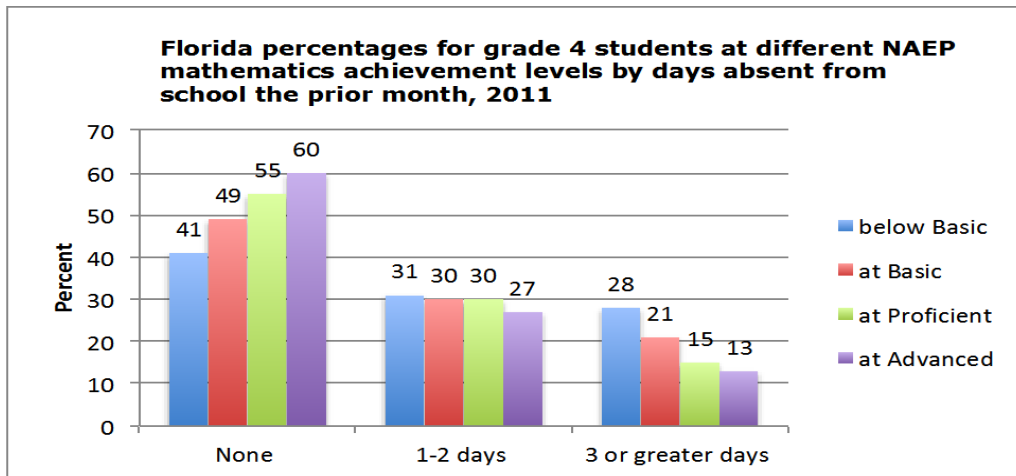
- Only 26 percent of *below Basic* grade 4 students compared with 54 percent of the *Advanced* students reported “no days absent” in the prior month.
- 40 percent of *below Basic* grade 4 students compared with only 11 percent of the *Advanced* students reported “3 or greater days absent” in the prior month (equivalent to 5 weeks a year of school missed).



FLORIDA: Students' Monthly Days Absent and 2011 NAEP Mathematics Achievement Levels

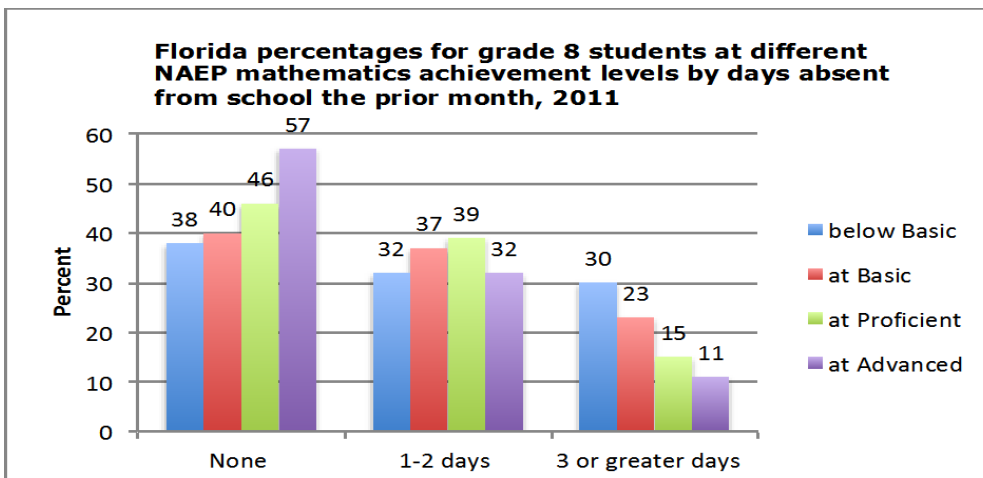
Grade 4

- Only 41 percent of *below Basic* grade 4 students compared with 60 percent of the *Advanced* students reported “no days absent” in the prior month.
- 28 percent of *below Basic* grade 4 students compared with only 13 percent of the *Advanced* students reported “3 or greater days absent” in the prior month (equivalent to 5 weeks a year of school missed).



Grade 8

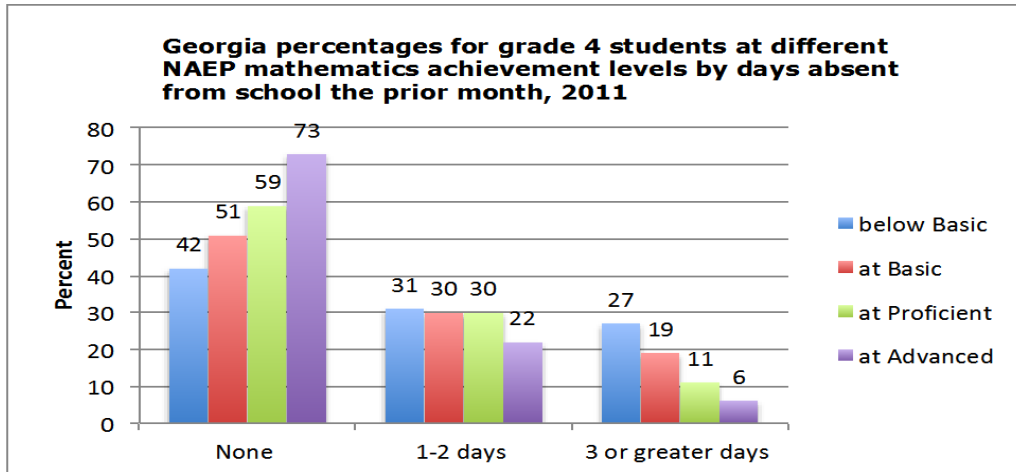
- Only 38 percent of *below Basic* grade 4 students compared with 57 percent of the *Advanced* students reported “no days absent” in the prior month.
- 30 percent of *below Basic* grade 4 students compared with only 11 percent of the *Advanced* students reported “3 or greater days absent” in the prior month (equivalent to 5 weeks a year of school missed).



GEORGIA: Students' Monthly Days Absent and 2011 NAEP Mathematics Achievement Levels

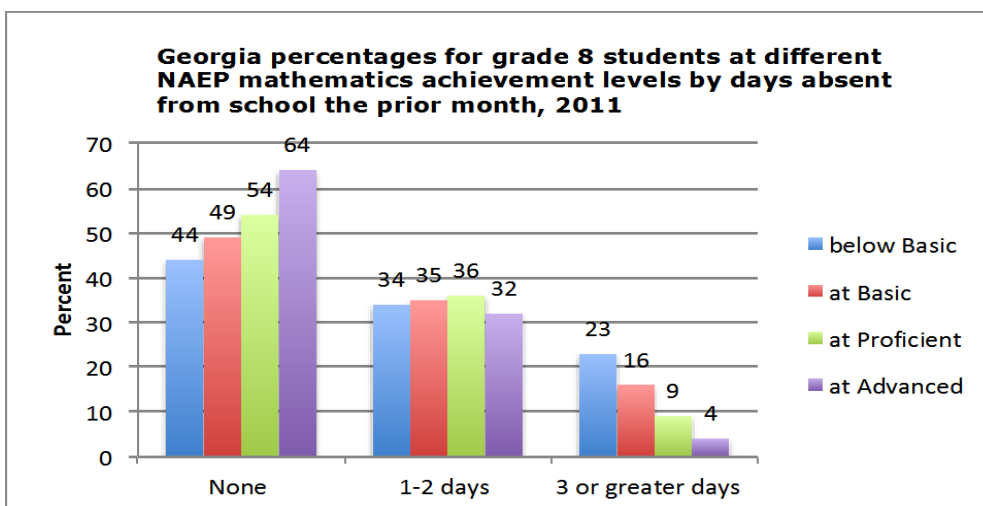
Grade 4

- Only 42 percent of *below Basic* grade 4 students compared with 73 percent of the *Advanced* students reported “no days absent” in the prior month.
- 27 percent of *below Basic* grade 4 students compared with only 6 percent of the *Advanced* students reported “3 or greater days absent” in the prior month (equivalent to 5 weeks a year of school missed).



Grade 8

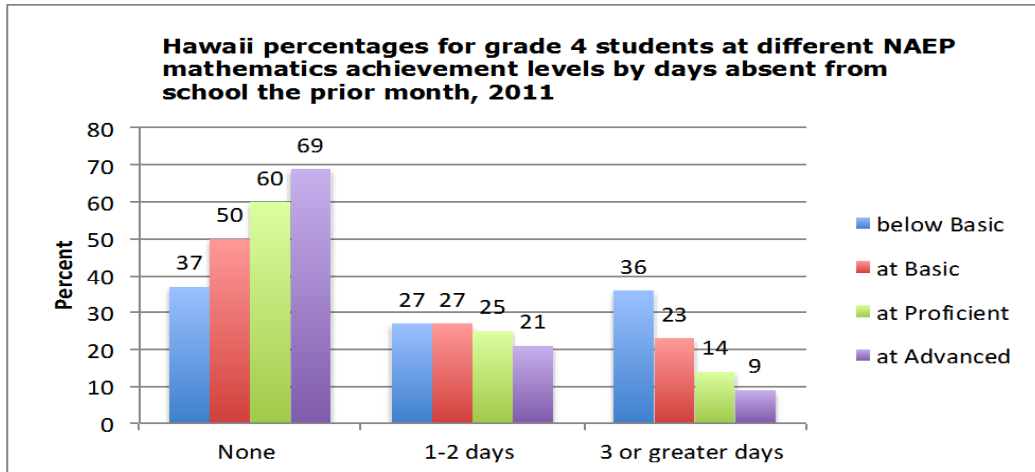
- Only 44 percent of *below Basic* grade 4 students compared with 64 percent of the *Advanced* students reported “no days absent” in the prior month.
- 23 percent of *below Basic* grade 4 students compared with only 4 percent of the *Advanced* students reported “3 or greater days absent” in the prior month (equivalent to 5 weeks a year of school missed).



HAWAII: Students' Monthly Days Absent and 2011 NAEP Mathematics Achievement Levels

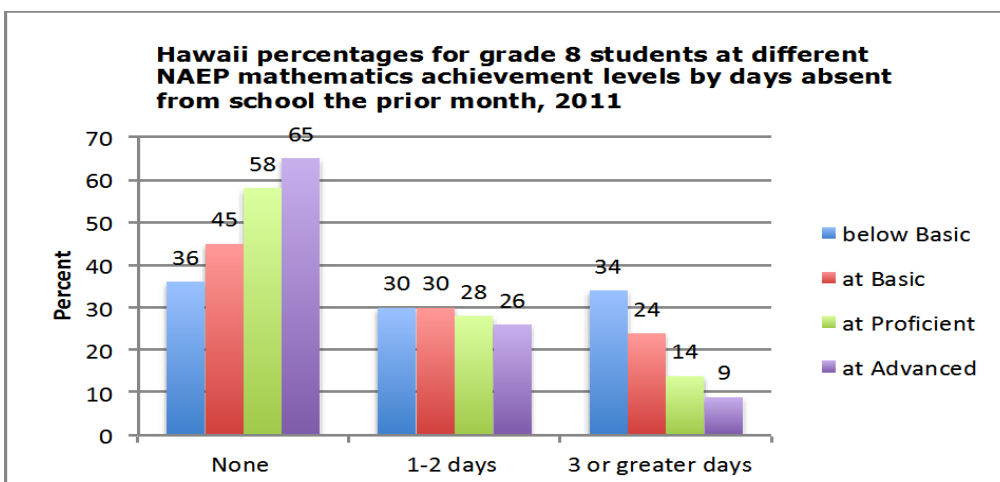
Grade 4

- Only 37 percent of *below Basic* grade 4 students compared with 69 percent of the *Advanced* students reported “no days absent” in the prior month.
- 36 percent of *below Basic* grade 4 students compared with only 9 percent of the *Advanced* students reported “3 or greater days absent” in the prior month (equivalent to 5 weeks a year of school missed).



Grade 8

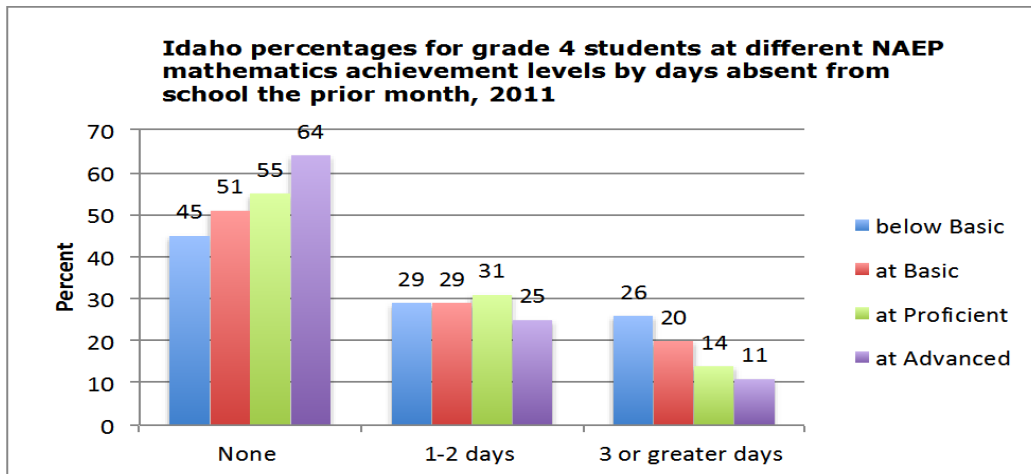
- Only 36 percent of *below Basic* grade 4 students compared with 65 percent of the *Advanced* students reported “no days absent” in the prior month.
- 34 percent of *below Basic* grade 4 students compared with only 9 percent of the *Advanced* students reported “3 or greater days absent” in the prior month (equivalent to 5 weeks a year of school missed).



IDAHO: Students' Monthly Days Absent and 2011 NAEP Mathematics Achievement Levels

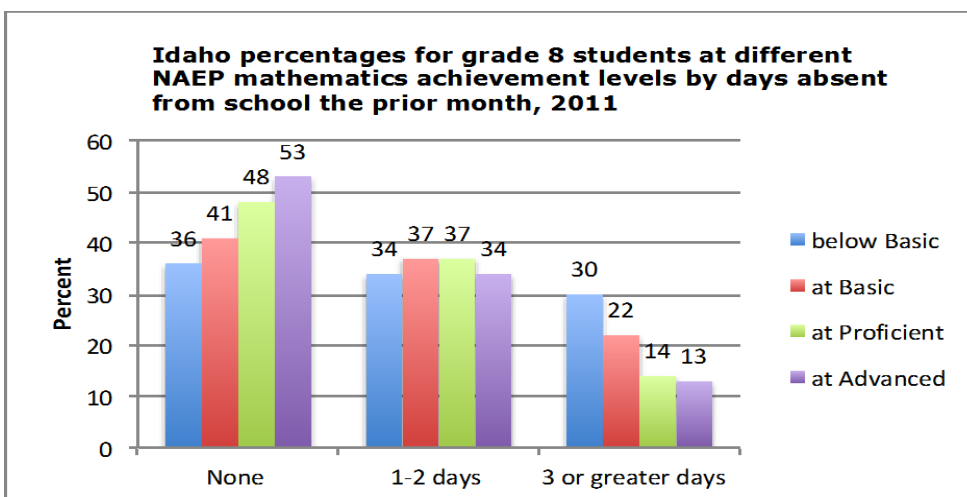
Grade 4

- Only 45 percent of *below Basic* grade 4 students compared with 64 percent of the *Advanced* students reported “no days absent” in the prior month.
- 26 percent of *below Basic* grade 4 students compared with only 11 percent of the *Advanced* students reported “3 or greater days absent” in the prior month (equivalent to 5 weeks a year of school missed).



Grade 8

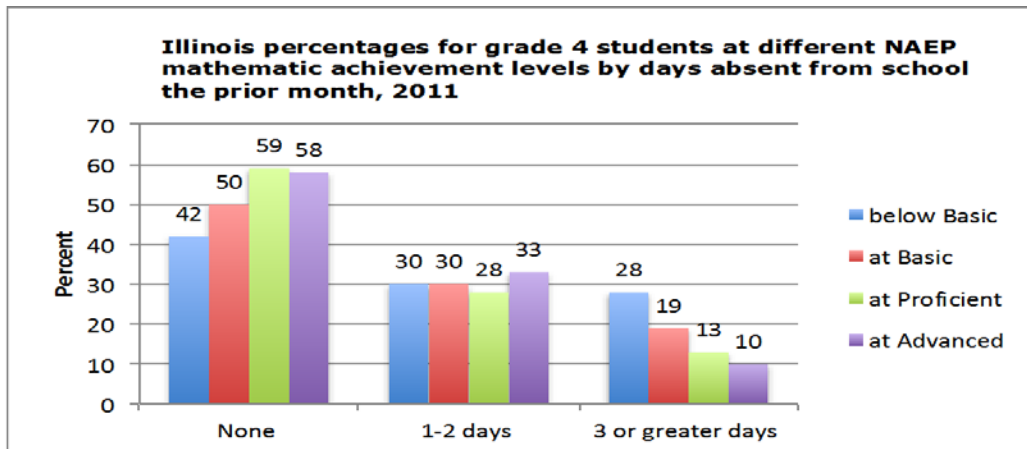
- Only 36 percent of *below Basic* grade 4 students compared with 53 percent of the *Advanced* students reported “no days absent” in the prior month.
- 30 percent of *below Basic* grade 4 students compared with only 13 percent of the *Advanced* students reported “3 or greater days absent” in the prior month (equivalent to 5 weeks a year of school missed).



ILLINOIS: Students' Monthly Days Absent and 2011 NAEP Mathematics Achievement Levels

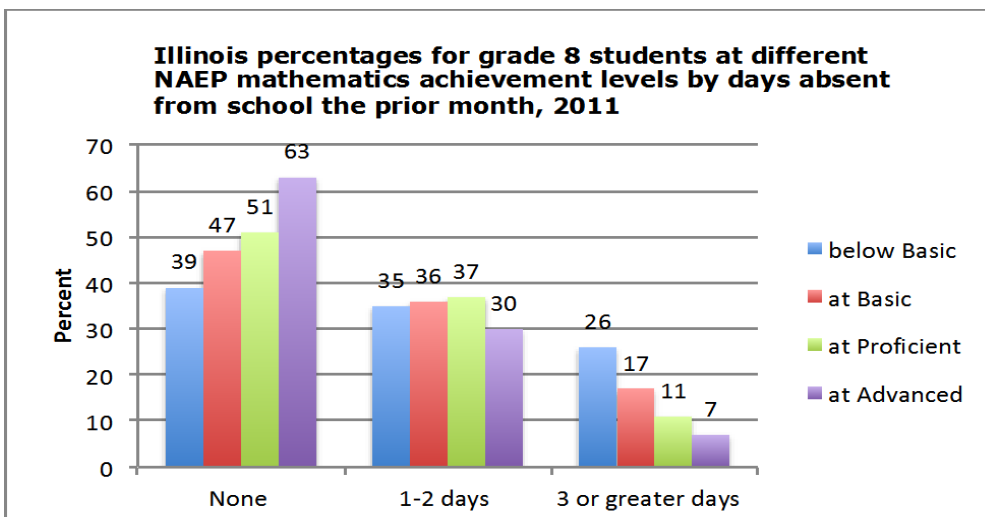
Grade 4

- Only 42 percent of *below Basic* grade 4 students compared with 58 percent of the *Advanced* students reported “no days absent” in the prior month.
- 28 percent of *below Basic* grade 4 students compared with only 10 percent of the *Advanced* students reported “3 or greater days absent” in the prior month (equivalent to 5 weeks a year of school missed).



Grade 8

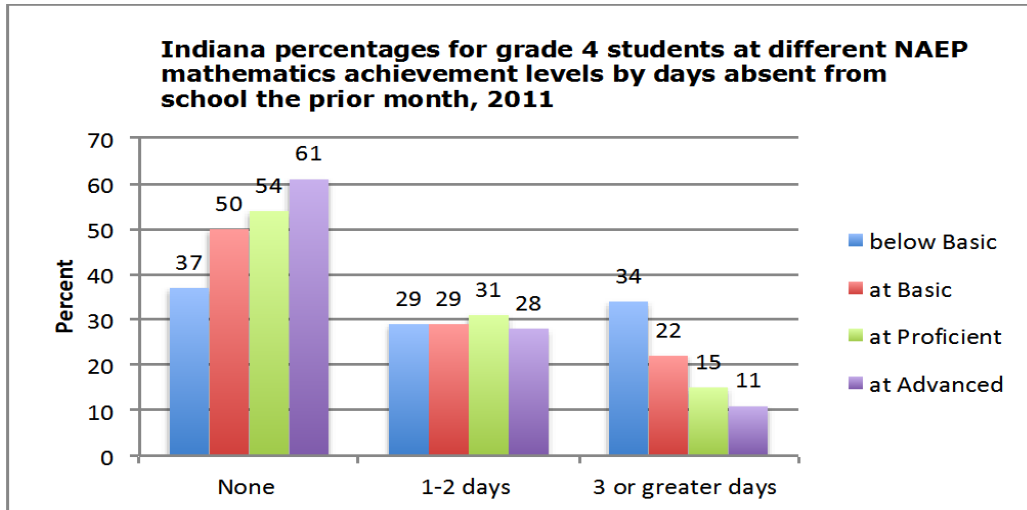
- Only 39 percent of *below Basic* grade 4 students compared with 63 percent of the *Advanced* students reported “no days absent” in the prior month.
- 26 percent of *below Basic* grade 4 students compared with only 7 percent of the *Advanced* students reported “3 or greater days absent” in the prior month (equivalent to 5 weeks a year of school missed).



INDIANA: Students' Monthly Days Absent and 2011 NAEP Mathematics Achievement Levels

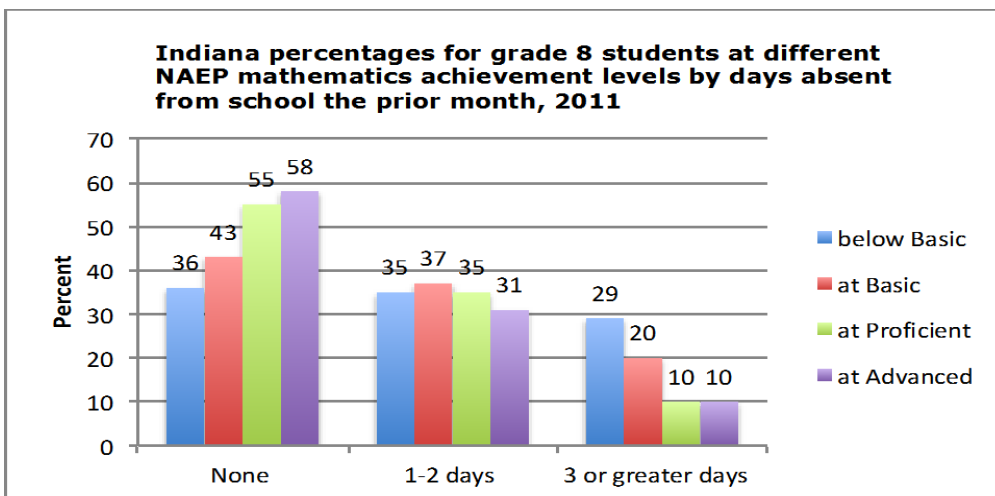
Grade 4

- Only 37 percent of *below Basic* grade 4 students compared with 61 percent of the *Advanced* students reported “no days absent” in the prior month.
- 34 percent of *below Basic* grade 4 students compared with only 11 percent of the *Advanced* students reported “3 or greater days absent” in the prior month (equivalent to 5 weeks a year of school missed).



Grade 8

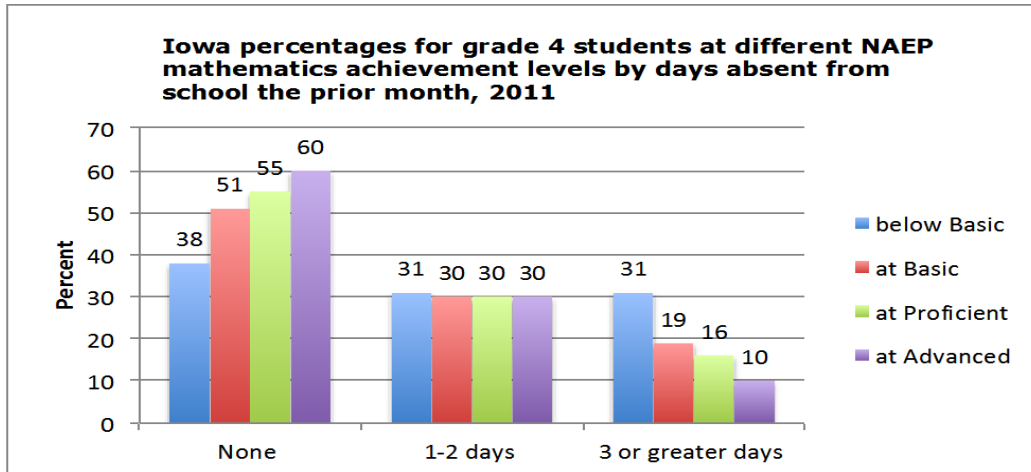
- Only 36 percent of *below Basic* grade 4 students compared with 58 percent of the *Advanced* students reported “no days absent” in the prior month.
- 29 percent of *below Basic* grade 4 students compared with only 10 percent of the *Advanced* students reported “3 or greater days absent” in the prior month (equivalent to 5 weeks a year of school missed).



IOWA: Students' Monthly Days Absent and 2011 NAEP Mathematics Achievement Levels

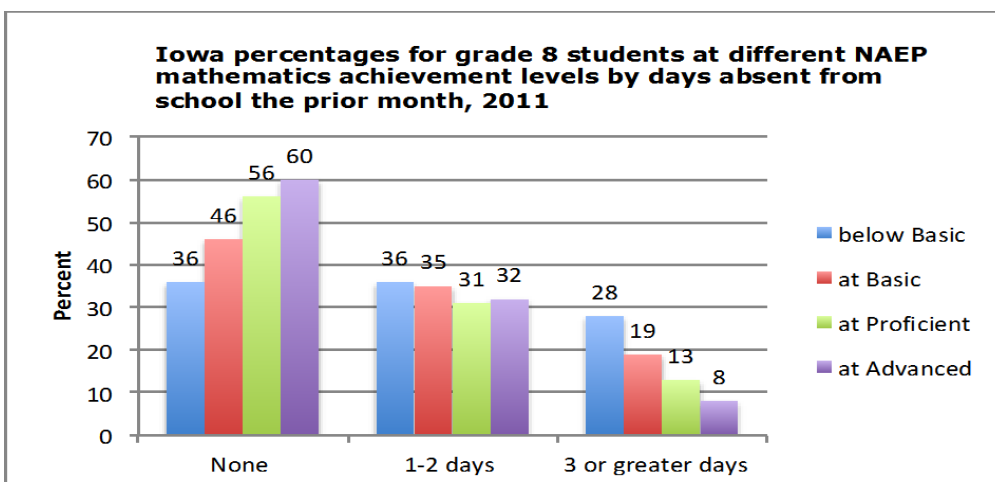
Grade 4

- Only 38 percent of *below Basic* grade 4 students compared with 60 percent of the *Advanced* students reported "no days absent" in the prior month.
- 31 percent of *below Basic* grade 4 students compared with only 10 percent of the *Advanced* students reported "3 or greater days absent" in the prior month (equivalent to 5 weeks a year of school missed).



Grade 8

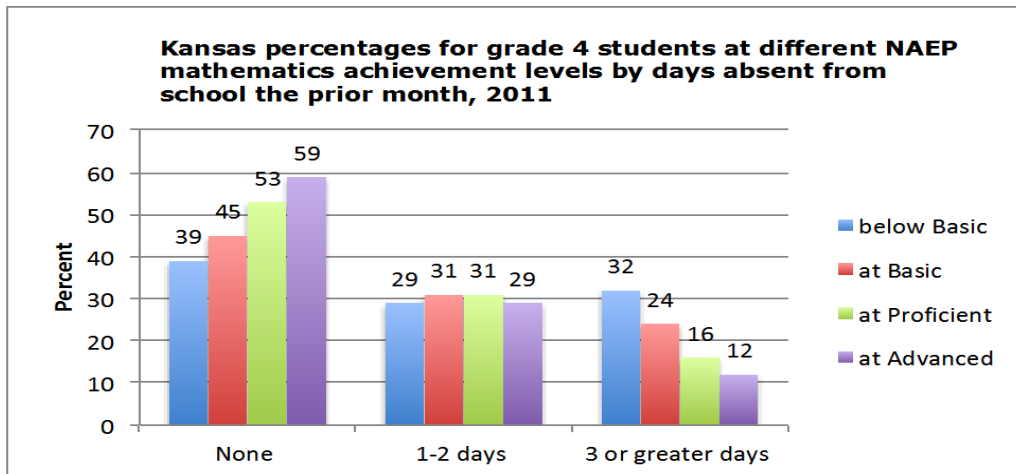
- Only 36 percent of *below Basic* grade 4 students compared with 60 percent of the *Advanced* students reported "no days absent" in the prior month.
- 28 percent of *below Basic* grade 4 students compared with only 8 percent of the *Advanced* students reported "3 or greater days absent" in the prior month (equivalent to 5 weeks a year of school missed).



KANSAS: Students' Monthly Days Absent and 2011 NAEP Mathematics Achievement Levels

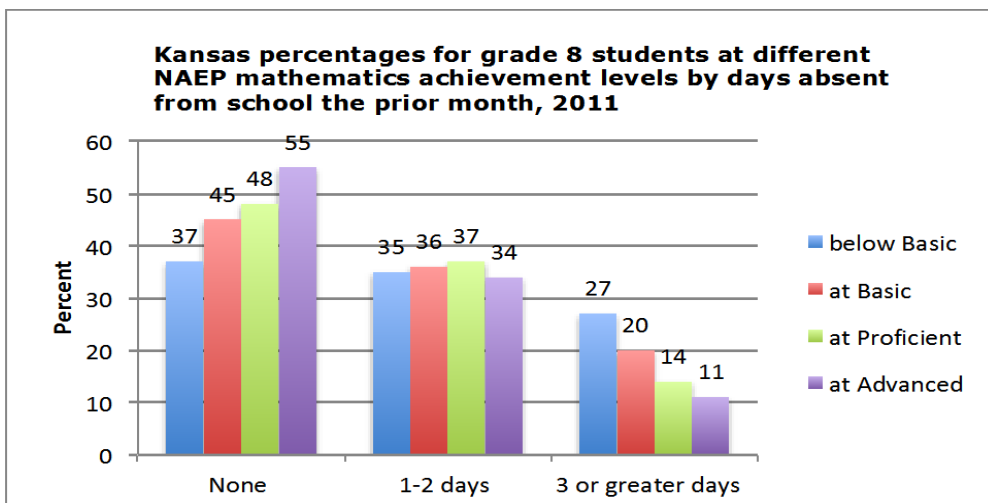
Grade 4

- Only 39 percent of *below Basic* grade 4 students compared with 59 percent of the *Advanced* students reported “no days absent” in the prior month.
- 32 percent of *below Basic* grade 4 students compared with only 12 percent of the *Advanced* students reported “3 or greater days absent” in the prior month (equivalent to 5 weeks a year of school missed).



Grade 8

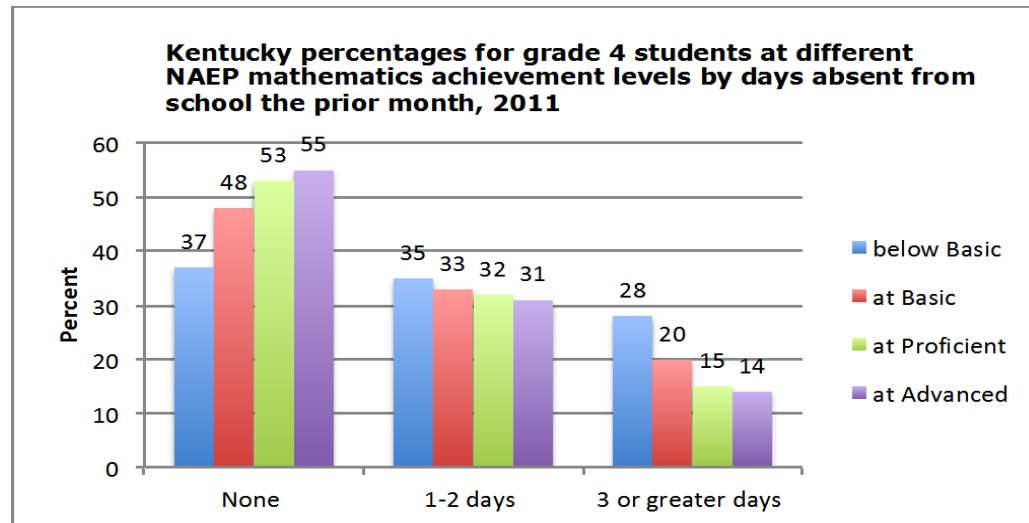
- Only 37 percent of *below Basic* grade 4 students compared with 55 percent of the *Advanced* students reported “no days absent” in the prior month.
- 27 percent of *below Basic* grade 4 students compared with only 11 percent of the *Advanced* students reported “3 or greater days absent” in the prior month (equivalent to 5 weeks a year of school missed).



KENTUCKY: Students' Monthly Days Absent and 2011 NAEP Mathematics Achievement Levels

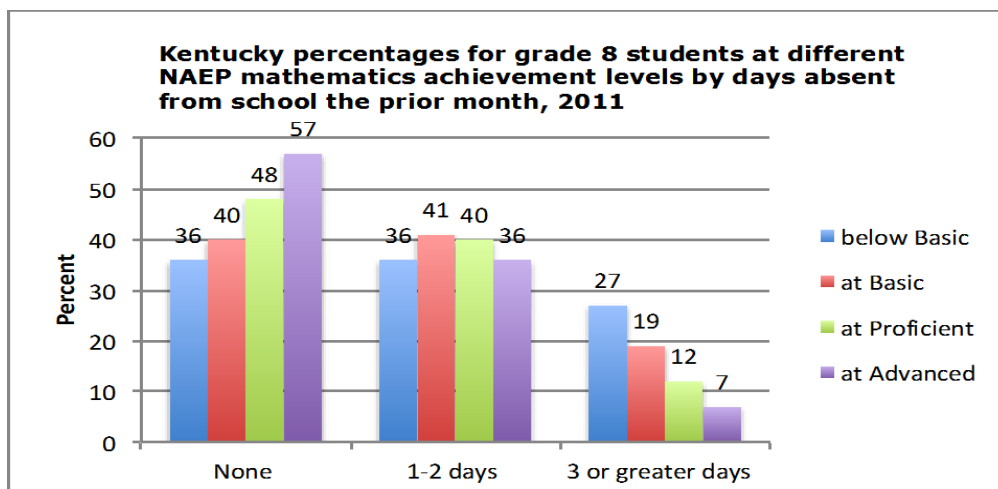
Grade 4

- Only 37 percent of *below Basic* grade 4 students compared with 55 percent of the *Advanced* students reported "no days absent" in the prior month.
- 28 percent of *below Basic* grade 4 students compared with only 14 percent of the *Advanced* students reported "3 or greater days absent" in the prior month (equivalent to 5 weeks a year of school missed).



Grade 8

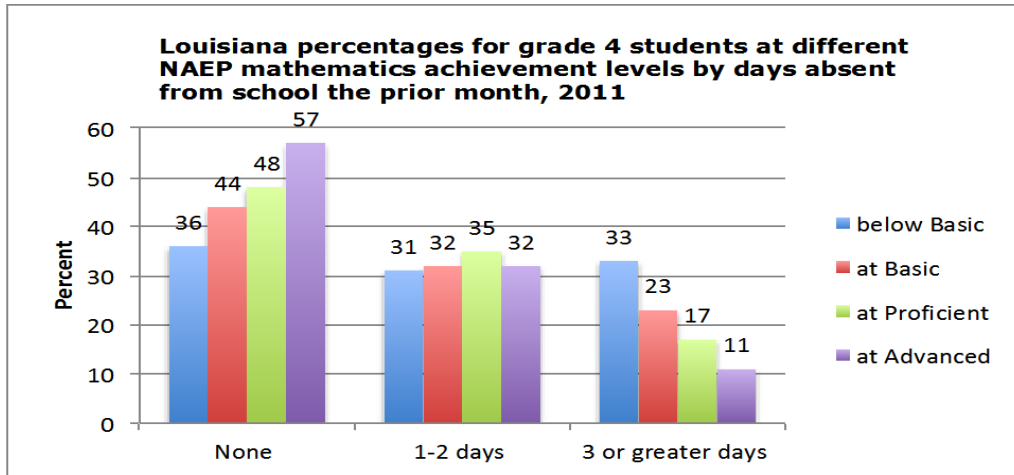
- Only 36 percent of *below Basic* grade 4 students compared with 57 percent of the *Advanced* students reported "no days absent" in the prior month.
- 27 percent of *below Basic* grade 4 students compared with only 7 percent of the *Advanced* students reported "3 or greater days absent" in the prior month (equivalent to 5 weeks a year of school missed).



LOUISIANA: Students' Monthly Days Absent and 2011 NAEP Mathematics Achievement Levels

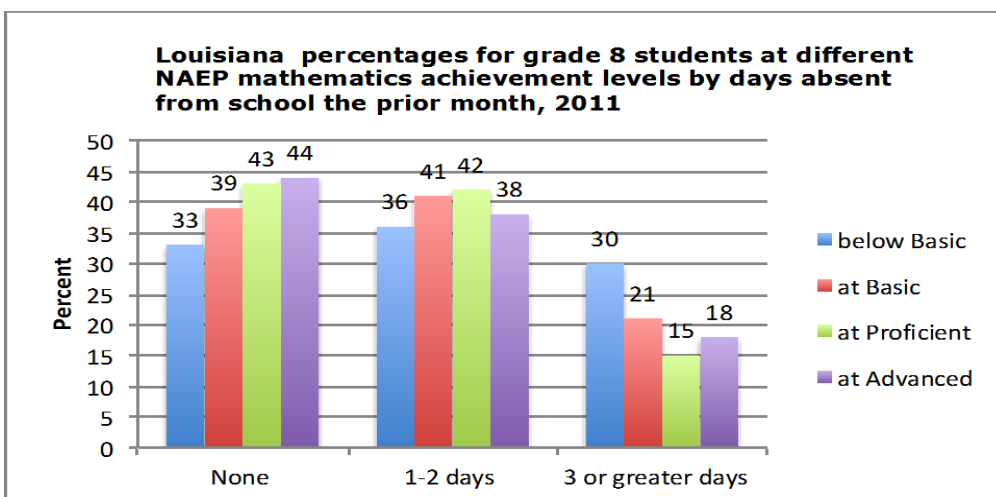
Grade 4

- Only 36 percent of *below Basic* grade 4 students compared with 57 percent of the *Advanced* students reported “no days absent” in the prior month.
- 33 percent of *below Basic* grade 4 students compared with only 11 percent of the *Advanced* students reported “3 or greater days absent” in the prior month (equivalent to 5 weeks a year of school missed).



Grade 8

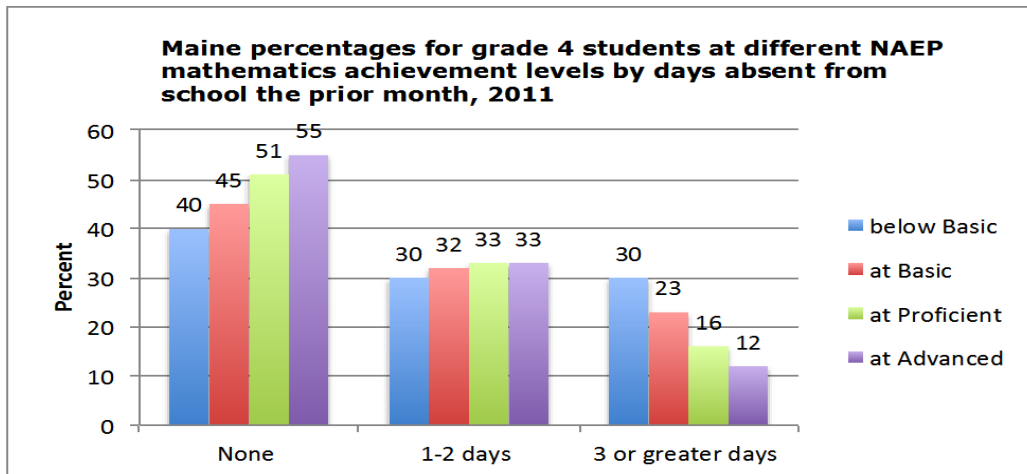
- Only 33 percent of *below Basic* grade 4 students compared with 44 percent of the *Advanced* students reported “no days absent” in the prior month.
- 30 percent of *below Basic* grade 4 students compared with only 18 percent of the *Advanced* students reported “3 or greater days absent” in the prior month (equivalent to 5 weeks a year of school missed).



MAINE: Students' Monthly Days Absent and 2011 NAEP Mathematics Achievement Levels

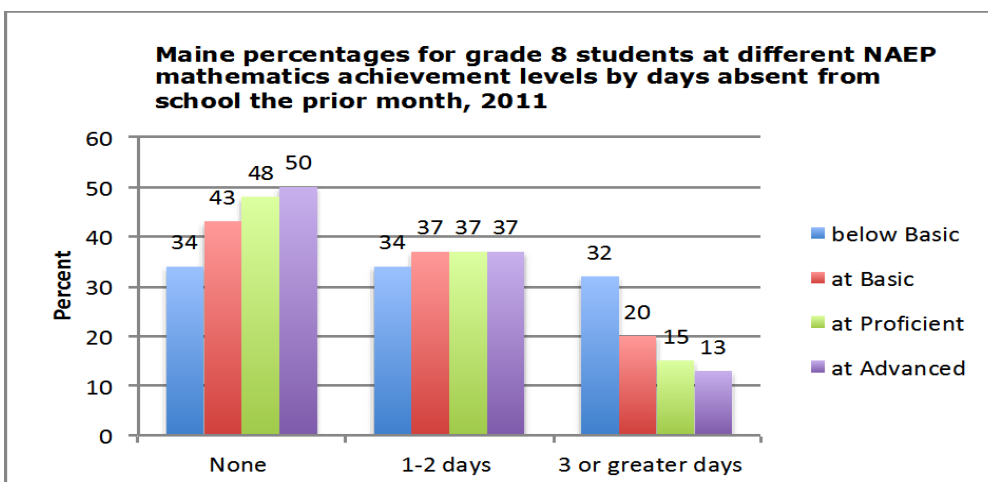
Grade 4

- Only 40 percent of *below Basic* grade 4 students compared with 55 percent of the *Advanced* students reported “no days absent” in the prior month.
- 30 percent of *below Basic* grade 4 students compared with only 12 percent of the *Advanced* students reported “3 or greater days absent” in the prior month (equivalent to 5 weeks a year of school missed).



Grade 8

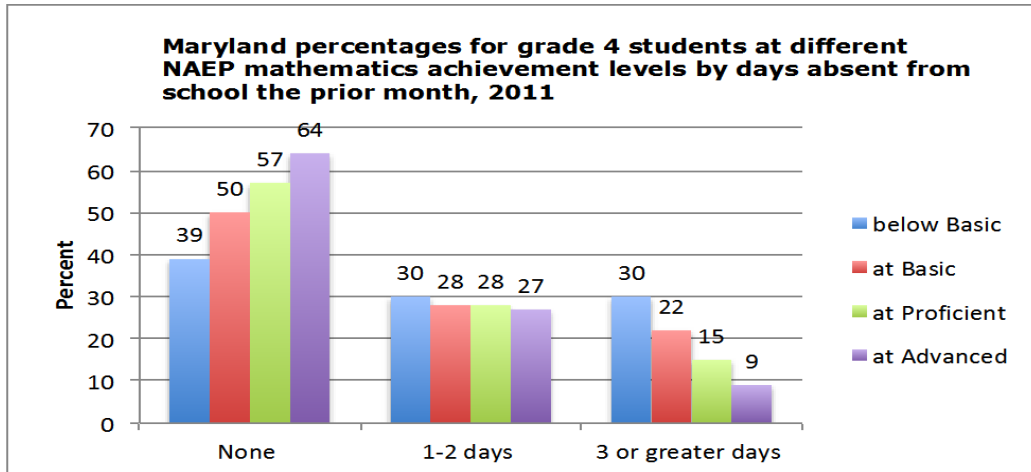
- Only 34 percent of *below Basic* grade 4 students compared with 50 percent of the *Advanced* students reported “no days absent” in the prior month.
- 32 percent of *below Basic* grade 4 students compared with only 13 percent of the *Advanced* students reported “3 or greater days absent” in the prior month (equivalent to 5 weeks a year of school missed).



MARYLAND: Students' Monthly Days Absent and 2011 NAEP Mathematics Achievement Levels

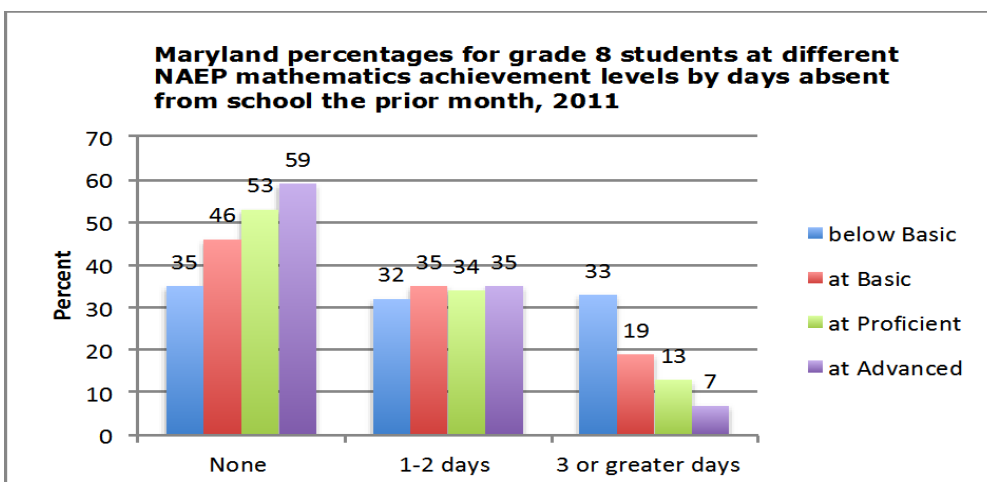
Grade 4

- Only 39 percent of *below Basic* grade 4 students compared with 64 percent of the *Advanced* students reported “no days absent” in the prior month.
- 30 percent of *below Basic* grade 4 students compared with only 9 percent of the *Advanced* students reported “3 or greater days absent” in the prior month (equivalent to 5 weeks a year of school missed).



Grade 8

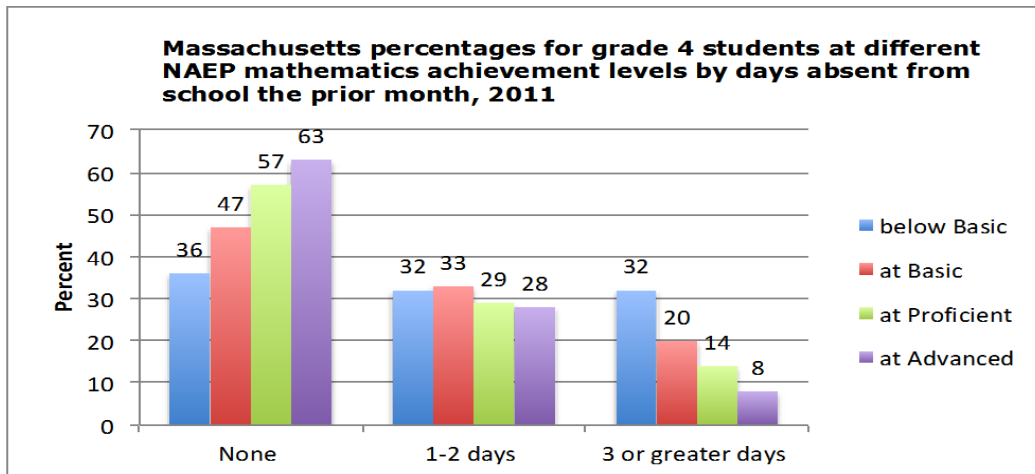
- Only 35 percent of *below Basic* grade 4 students compared with 59 percent of the *Advanced* students reported “no days absent” in the prior month.
- 33 percent of *below Basic* grade 4 students compared with only 7 percent of the *Advanced* students reported “3 or greater days absent” in the prior month (equivalent to 5 weeks a year of school missed).



MASSACHUSETTS: Students' Monthly Days Absent and 2011 NAEP Mathematics Achievement Levels

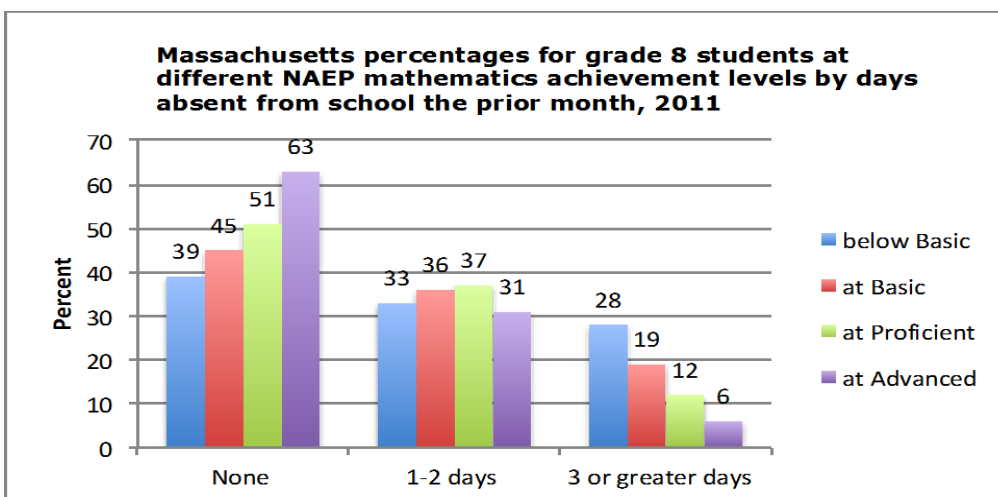
Grade 4

- Only 36 percent of *below Basic* grade 4 students compared with 63 percent of the *Advanced* students reported “no days absent” in the prior month.
- 32 percent of *below Basic* grade 4 students compared with only 8 percent of the *Advanced* students reported “3 or greater days absent” in the prior month (equivalent to 5 weeks a year of school missed).



Grade 8

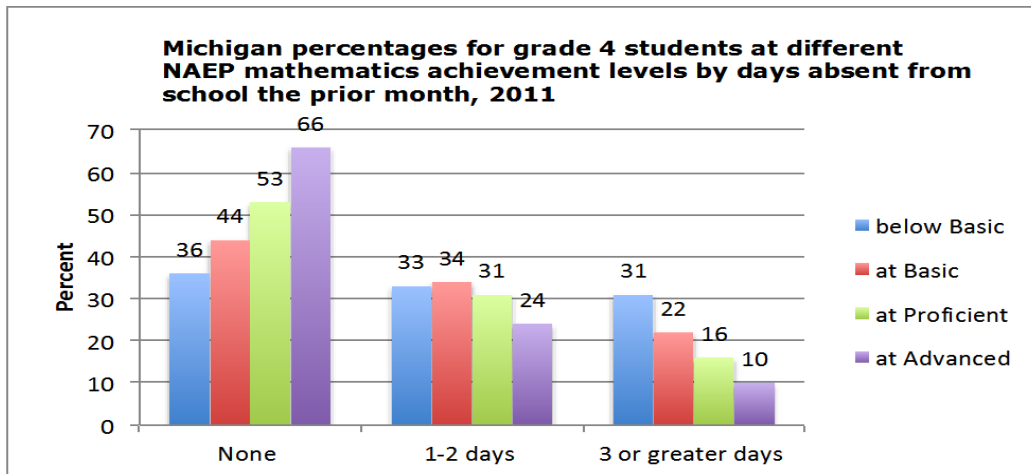
- Only 39 percent of *below Basic* grade 4 students compared with 63 percent of the *Advanced* students reported “no days absent” in the prior month.
- 28 percent of *below Basic* grade 4 students compared with only 6 percent of the *Advanced* students reported “3 or greater days absent” in the prior month (equivalent to 5 weeks a year of school missed).



MICHIGAN: Students' Monthly Days Absent and 2011 NAEP Mathematics Achievement Levels

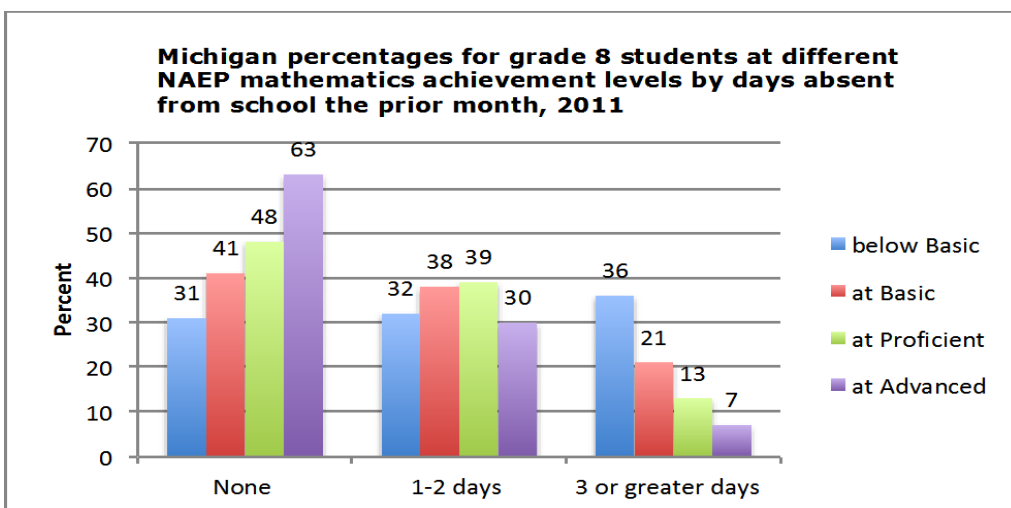
Grade 4

- Only 36 percent of *below Basic* grade 4 students compared with 66 percent of the *Advanced* students reported “no days absent” in the prior month.
- 31 percent of *below Basic* grade 4 students compared with only 10 percent of the *Advanced* students reported “3 or greater days absent” in the prior month (equivalent to 5 weeks a year of school missed).



Grade 8

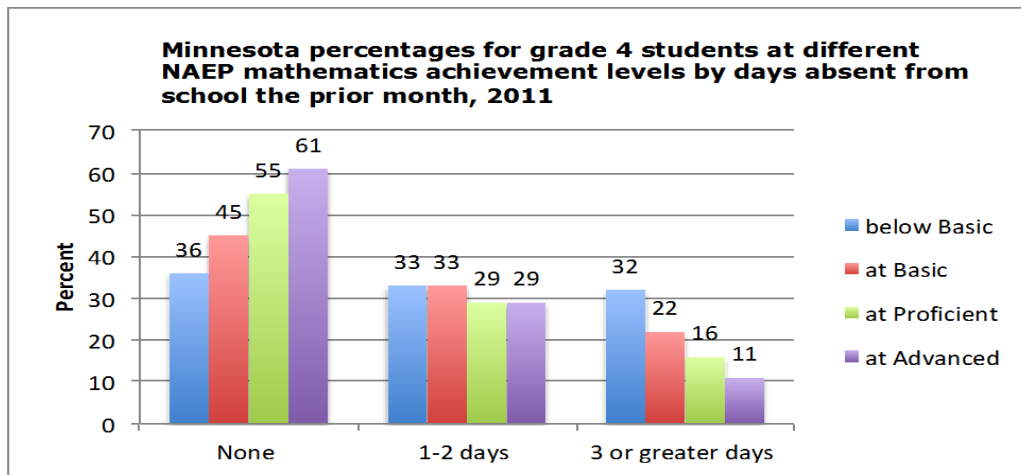
- Only 31 percent of *below Basic* grade 4 students compared with 63 percent of the *Advanced* students reported “no days absent” in the prior month.
- 36 percent of *below Basic* grade 4 students compared with only 7 percent of the *Advanced* students reported “3 or greater days absent” in the prior month (equivalent to 5 weeks a year of school missed).



MINNESOTA: Students' Monthly Days Absent and 2011 NAEP Mathematics Achievement Levels

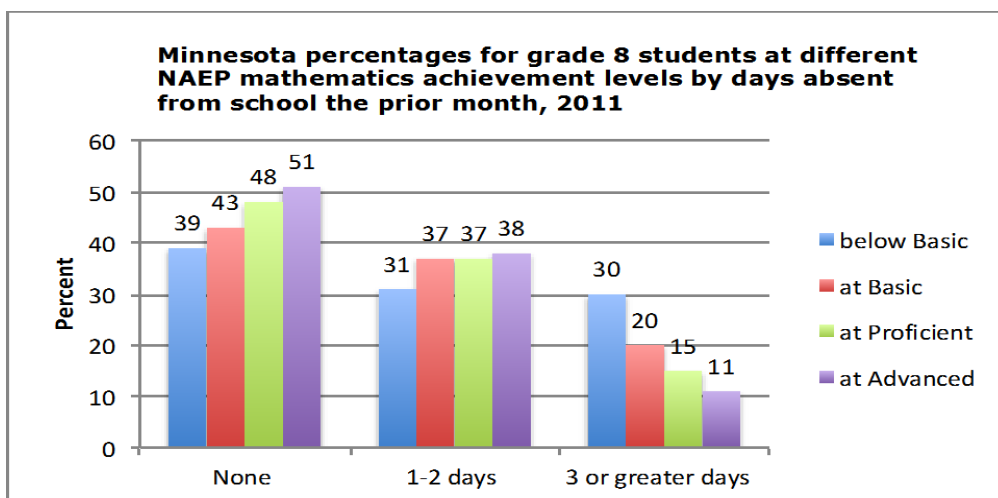
Grade 4

- Only 36 percent of *below Basic* grade 4 students compared with 61 percent of the *Advanced* students reported “no days absent” in the prior month.
- 32 percent of *below Basic* grade 4 students compared with only 11 percent of the *Advanced* students reported “3 or greater days absent” in the prior month (equivalent to 5 weeks a year of school missed).



Grade 8

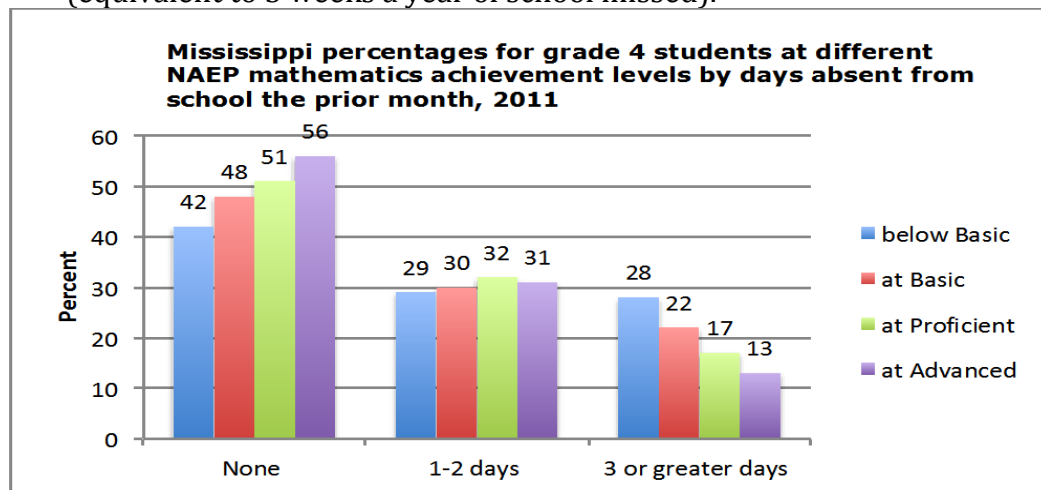
- Only 39 percent of *below Basic* grade 4 students compared with 51 percent of the *Advanced* students reported “no days absent” in the prior month.
- 30 percent of *below Basic* grade 4 students compared with only 11 percent of the *Advanced* students reported “3 or greater days absent” in the prior month (equivalent to 5 weeks a year of school missed).



MISSISSIPPI: Students' Monthly Days Absent and 2011 NAEP Mathematics Achievement Levels

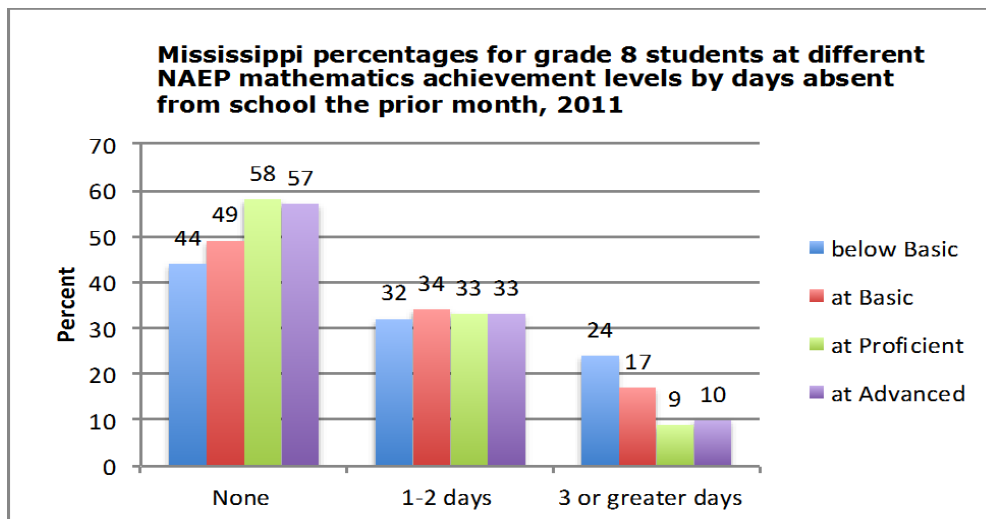
Grade 4

- Only 42 percent of *below Basic* grade 4 students compared with 56 percent of the *Advanced* students reported “no days absent” in the prior month.
- 28 percent of *below Basic* grade 4 students compared with only 13 percent of the *Advanced* students reported “3 or greater days absent” in the prior month (equivalent to 5 weeks a year of school missed).



Grade 8

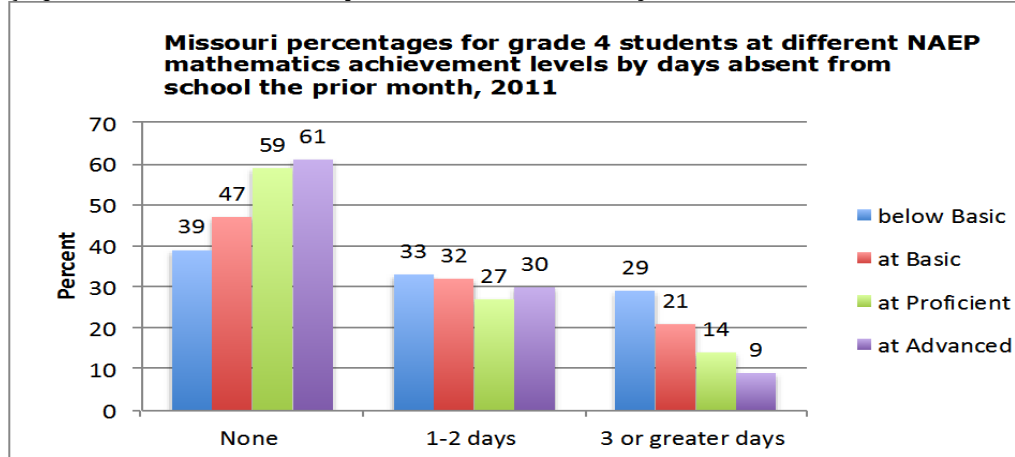
- Only 44 percent of *below Basic* grade 4 students compared with 57 percent of the *Advanced* students reported “no days absent” in the prior month.
- 24 percent of *below Basic* grade 4 students compared with only 10 percent of the *Advanced* students reported “3 or greater days absent” in the prior month (equivalent to 5 weeks a year of school missed).



MISSOURI: Students' Monthly Days Absent and 2011 NAEP Mathematics Achievement Levels

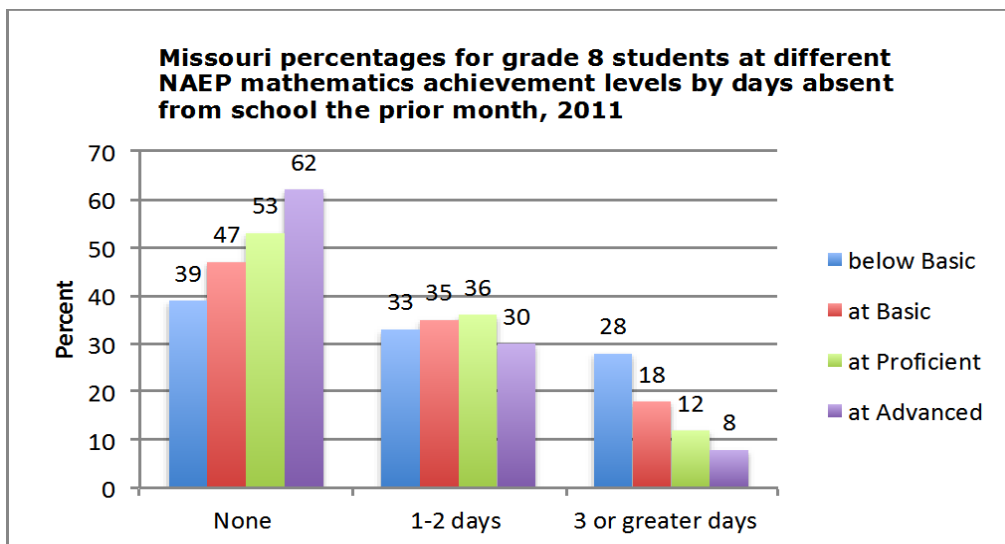
Grade 4

- Only 39 percent of *below Basic* grade 4 students compared with 61 percent of the *Advanced* students reported “no days absent” in the prior month.
- 29 percent of *below Basic* grade 4 students compared with only 9 percent of the *Advanced* students reported “3 or greater days absent” in the prior month (equivalent to 5 weeks a year of school missed).



Grade 8

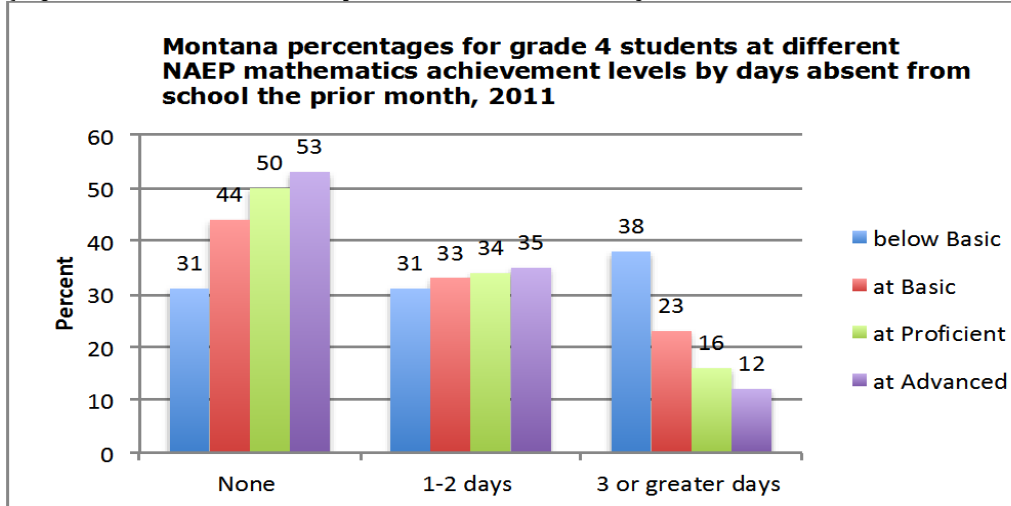
- Only 39 percent of *below Basic* grade 4 students compared with 62 percent of the *Advanced* students reported “no days absent” in the prior month.
- 28 percent of *below Basic* grade 4 students compared with only 8 percent of the *Advanced* students reported “3 or greater days absent” in the prior month (equivalent to 5 weeks a year of school missed).



MONTANA: Students' Monthly Days Absent and 2011 NAEP Mathematics Achievement Levels

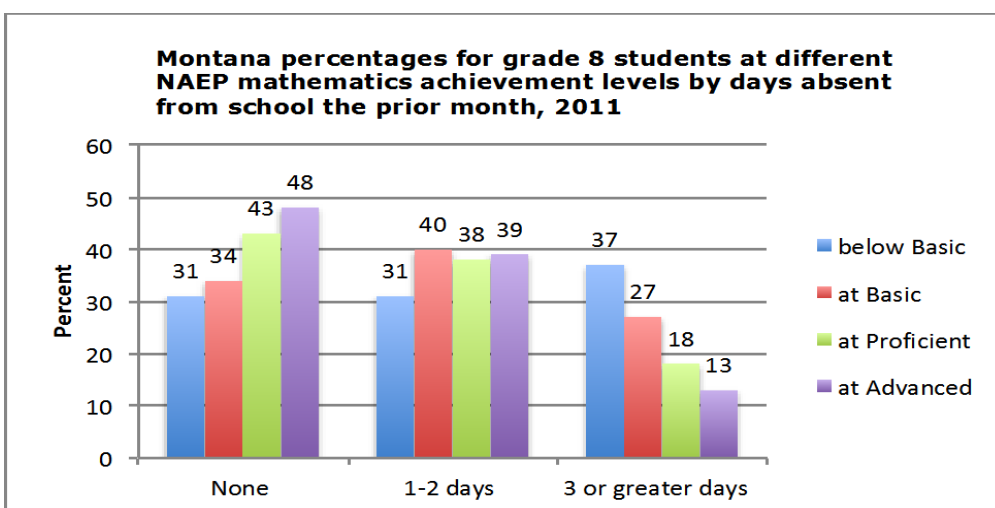
Grade 4

- Only 31 percent of *below Basic* grade 4 students compared with 53 percent of the *Advanced* students reported “no days absent” in the prior month.
- 38 percent of *below Basic* grade 4 students compared with only 12 percent of the *Advanced* students reported “3 or greater days absent” in the prior month (equivalent to 5 weeks a year of school missed).



Grade 8

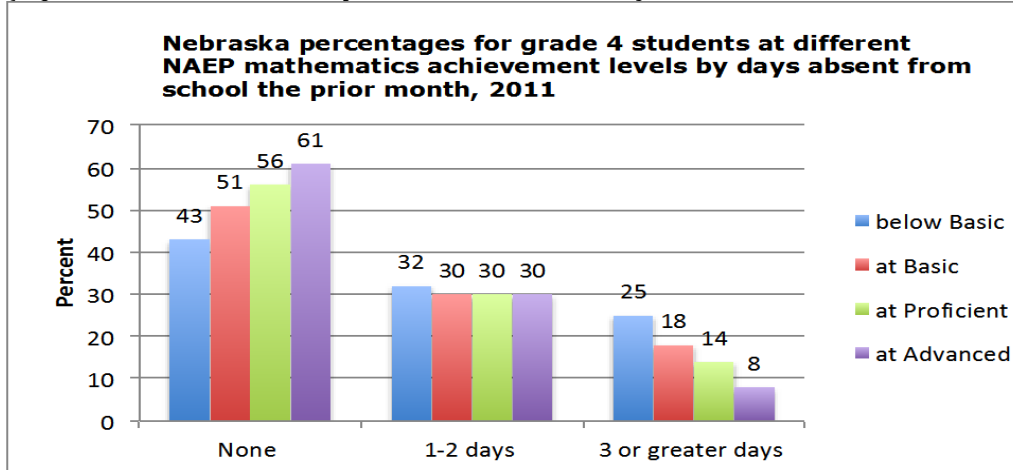
- Only 31 percent of *below Basic* grade 4 students compared with 48 percent of the *Advanced* students reported “no days absent” in the prior month.
- 37 percent of *below Basic* grade 4 students compared with only 13 percent of the *Advanced* students reported “3 or greater days absent” in the prior month (equivalent to 5 weeks a year of school missed).



NEBRASKA: Students' Monthly Days Absent and 2011 NAEP Mathematics Achievement Levels

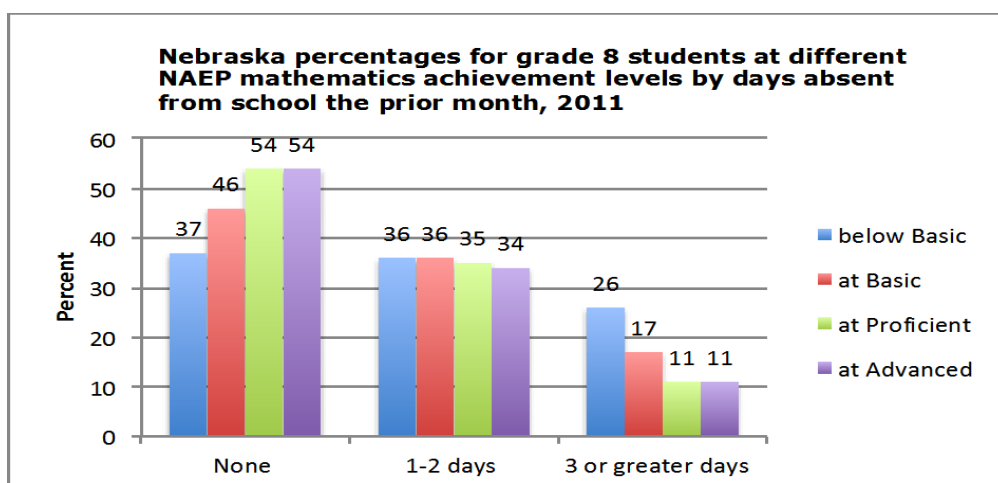
Grade 4

- Only 43 percent of *below Basic* grade 4 students compared with 61 percent of the *Advanced* students reported “no days absent” in the prior month.
- 25 percent of *below Basic* grade 4 students compared with only 8 percent of the *Advanced* students reported “3 or greater days absent” in the prior month (equivalent to 5 weeks a year of school missed).



Grade 8

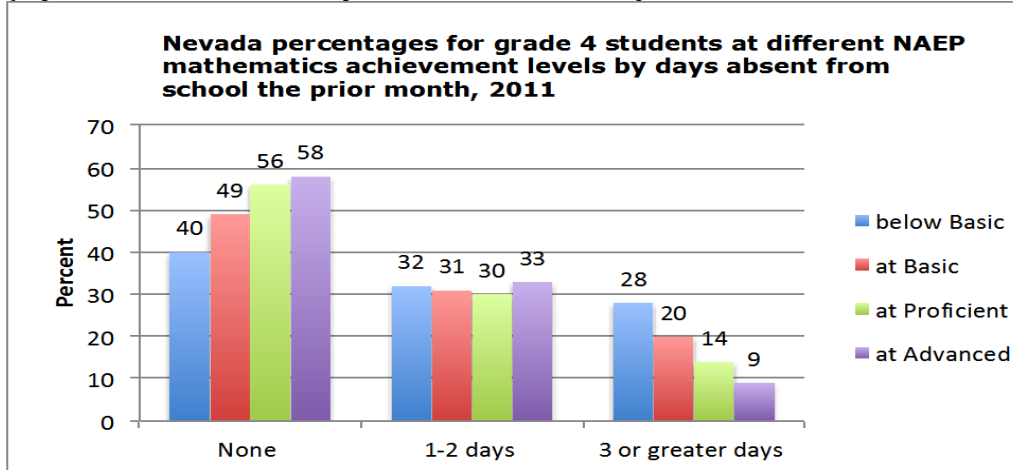
- Only 37 percent of *below Basic* grade 4 students compared with 54 percent of the *Advanced* students reported “no days absent” in the prior month.
- 26 percent of *below Basic* grade 4 students compared with only 11 percent of the *Advanced* students reported “3 or greater days absent” in the prior month (equivalent to 5 weeks a year of school missed).



NEVADA: Students' Monthly Days Absent and 2011 NAEP Mathematics Achievement Levels

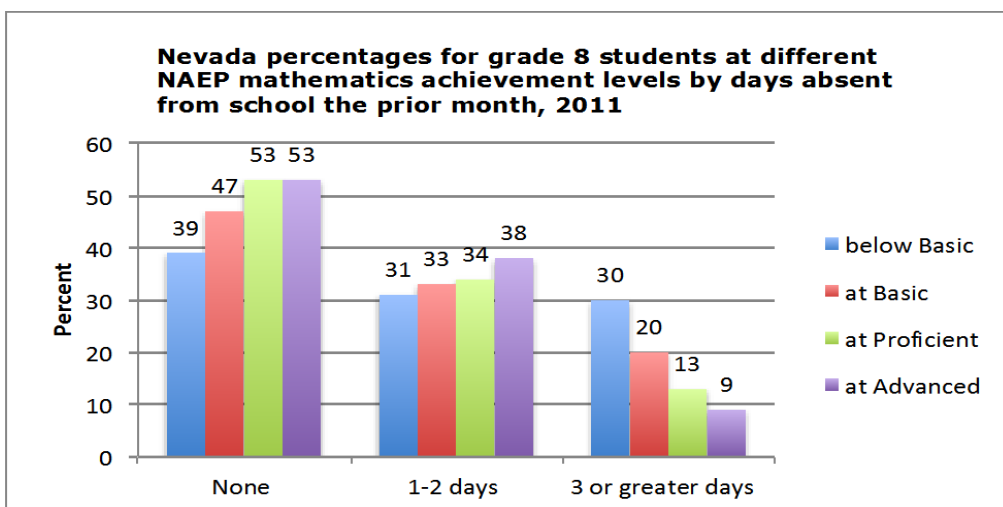
Grade 4

- Only 40 percent of *below Basic* grade 4 students compared with 58 percent of the *Advanced* students reported “no days absent” in the prior month.
- 28 percent of *below Basic* grade 4 students compared with only 9 percent of the *Advanced* students reported “3 or greater days absent” in the prior month (equivalent to 5 weeks a year of school missed).



Grade 8

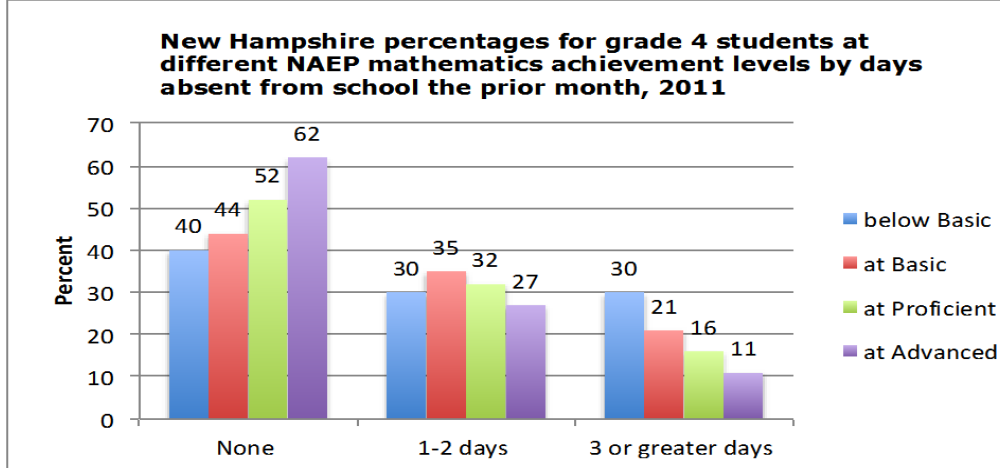
- Only 39 percent of *below Basic* grade 4 students compared with 53 percent of the *Advanced* students reported “no days absent” in the prior month.
- 30 percent of *below Basic* grade 4 students compared with only 9 percent of the *Advanced* students reported “3 or greater days absent” in the prior month (equivalent to 5 weeks a year of school missed).



NEW HAMPSHIRE: Students' Monthly Days Absent and 2011 NAEP Mathematics Achievement Levels

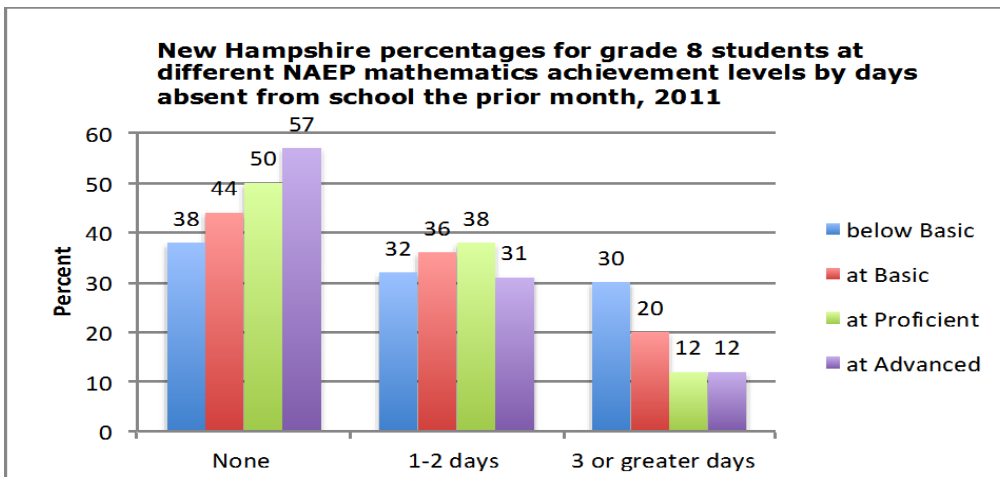
Grade 4

- Only 40 percent of *below Basic* grade 4 students compared with 62 percent of the *Advanced* students reported “no days absent” in the prior month.
- 30 percent of *below Basic* grade 4 students compared with only 11 percent of the *Advanced* students reported “3 or greater days absent” in the prior month (equivalent to 5 weeks a year of school missed).



Grade 8

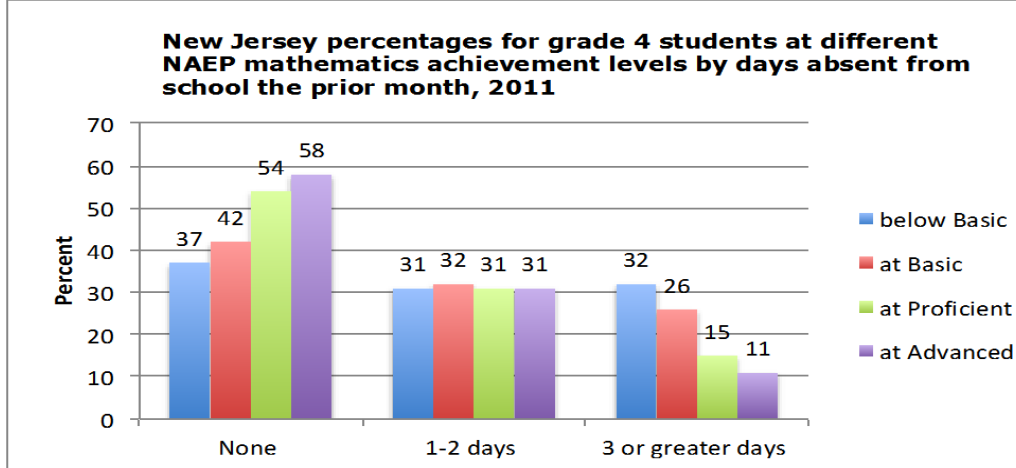
- Only 38 percent of *below Basic* grade 4 students compared with 57 percent of the *Advanced* students reported “no days absent” in the prior month.
- 30 percent of *below Basic* grade 4 students compared with only 12 percent of the *Advanced* students reported “3 or greater days absent” in the prior month (equivalent to 5 weeks a year of school missed).



NEW JERSEY: Students' Monthly Days Absent and 2011 NAEP Mathematics Achievement Levels

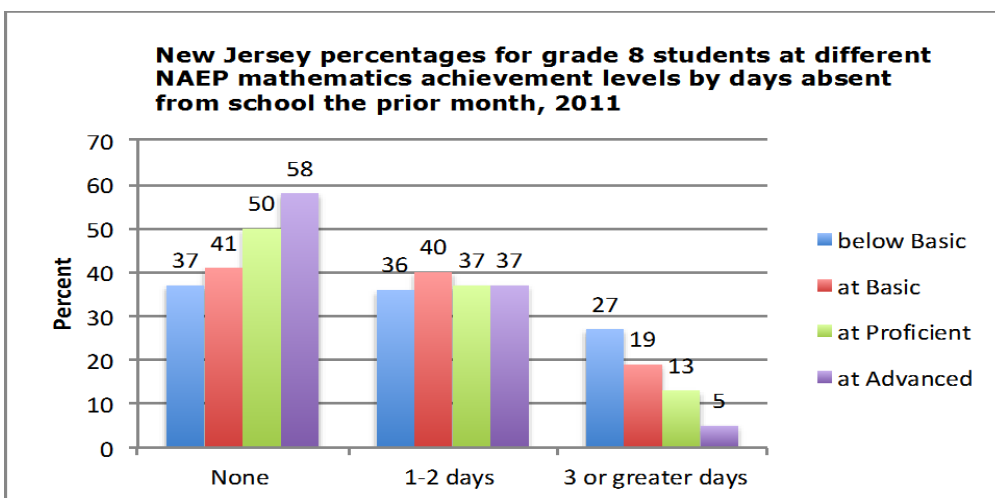
Grade 4

- Only 37 percent of *below Basic* grade 4 students compared with 58 percent of the *Advanced* students reported “no days absent” in the prior month.
- 32 percent of *below Basic* grade 4 students compared with only 11 percent of the *Advanced* students reported “3 or greater days absent” in the prior month (equivalent to 5 weeks a year of school missed).



Grade 8

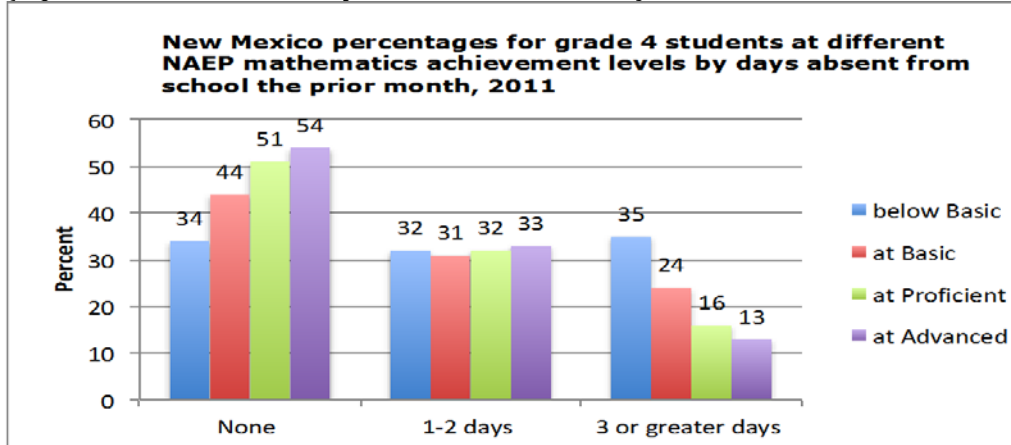
- Only 37 percent of *below Basic* grade 4 students compared with 58 percent of the *Advanced* students reported “no days absent” in the prior month.
- 27 percent of *below Basic* grade 4 students compared with only 5 percent of the *Advanced* students reported “3 or greater days absent” in the prior month (equivalent to 5 weeks a year of school missed).



NEW MEXICO: Students' Monthly Days Absent and 2011 NAEP Mathematics Achievement Levels

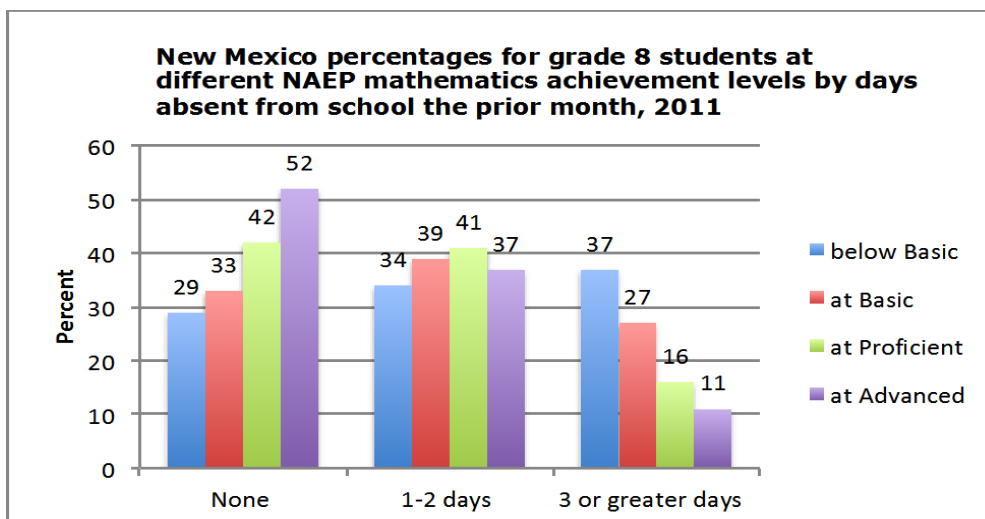
Grade 4

- Only 34 percent of *below Basic* grade 4 students compared with 54 percent of the *Advanced* students reported “no days absent” in the prior month.
- 35 percent of *below Basic* grade 4 students compared with only 13 percent of the *Advanced* students reported “3 or greater days absent” in the prior month (equivalent to 5 weeks a year of school missed).



Grade 8

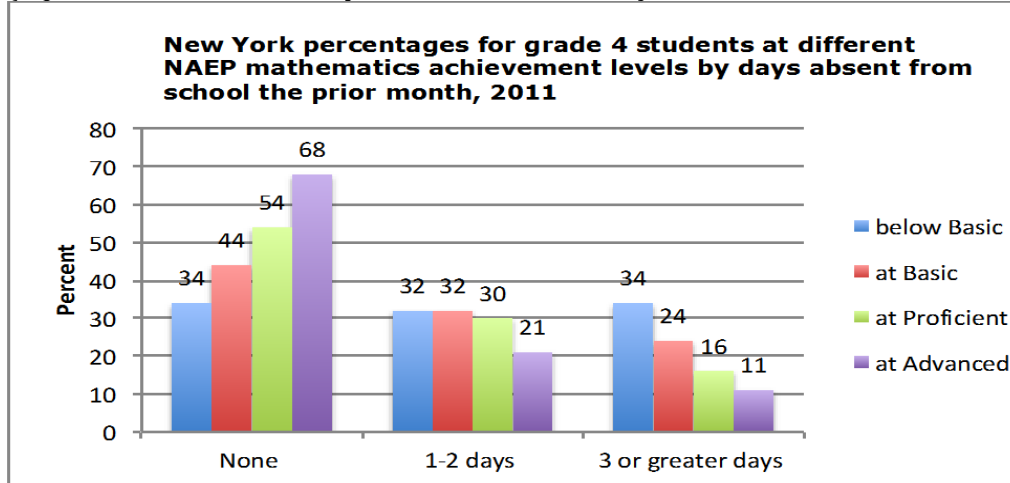
- Only 29 percent of *below Basic* grade 4 students compared with 52 percent of the *Advanced* students reported “no days absent” in the prior month.
- 37 percent of *below Basic* grade 4 students compared with only 11 percent of the *Advanced* students reported “3 or greater days absent” in the prior month (equivalent to 5 weeks a year of school missed).



NEW YORK: Students' Monthly Days Absent and 2011 NAEP Mathematics Achievement Levels

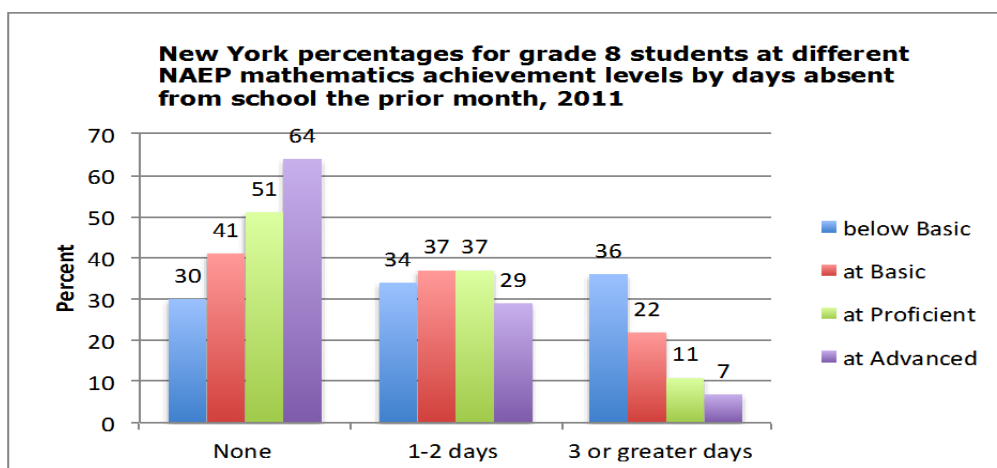
Grade 4

- Only 34 percent of *below Basic* grade 4 students compared with 68 percent of the *Advanced* students reported “no days absent” in the prior month.
- 34 percent of *below Basic* grade 4 students compared with only 11 percent of the *Advanced* students reported “3 or greater days absent” in the prior month (equivalent to 5 weeks a year of school missed).



Grade 8

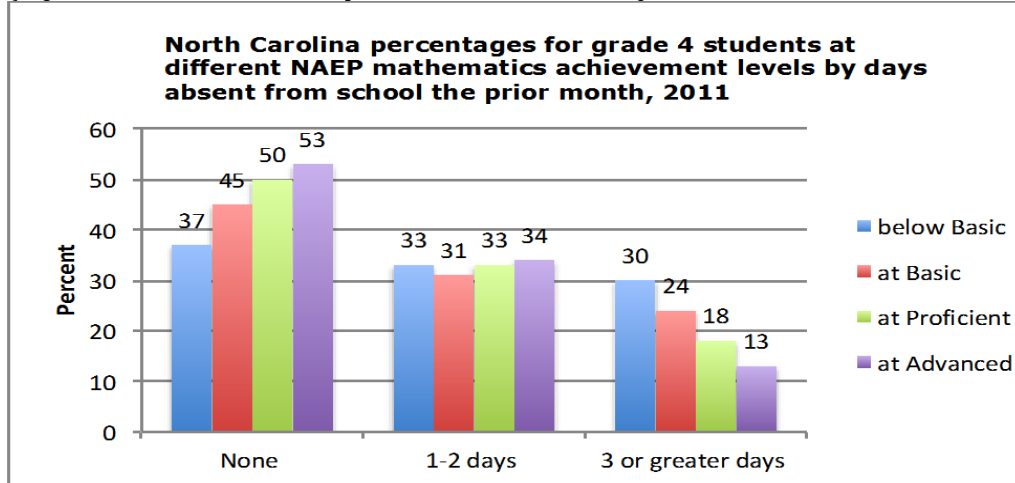
- Only 30 percent of *below Basic* grade 4 students compared with 64 percent of the *Advanced* students reported “no days absent” in the prior month.
- 36 percent of *below Basic* grade 4 students compared with only 7 percent of the *Advanced* students reported “3 or greater days absent” in the prior month (equivalent to 5 weeks a year of school missed).



NORTH CAROLINA: Students' Monthly Days Absent and 2011 NAEP Mathematics Achievement Levels

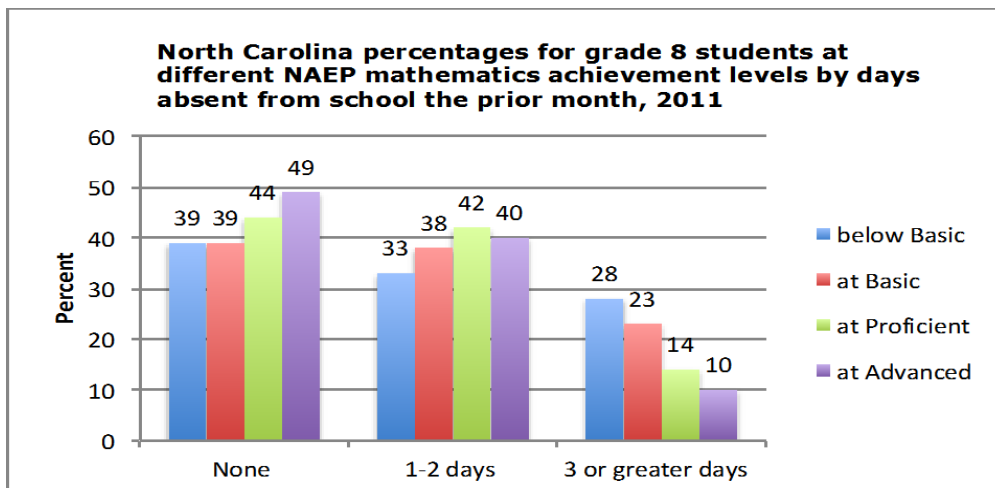
Grade 4

- Only 37 percent of *below Basic* grade 4 students compared with 53 percent of the *Advanced* students reported “no days absent” in the prior month.
- 30 percent of *below Basic* grade 4 students compared with only 13 percent of the *Advanced* students reported “3 or greater days absent” in the prior month (equivalent to 5 weeks a year of school missed).



Grade 8

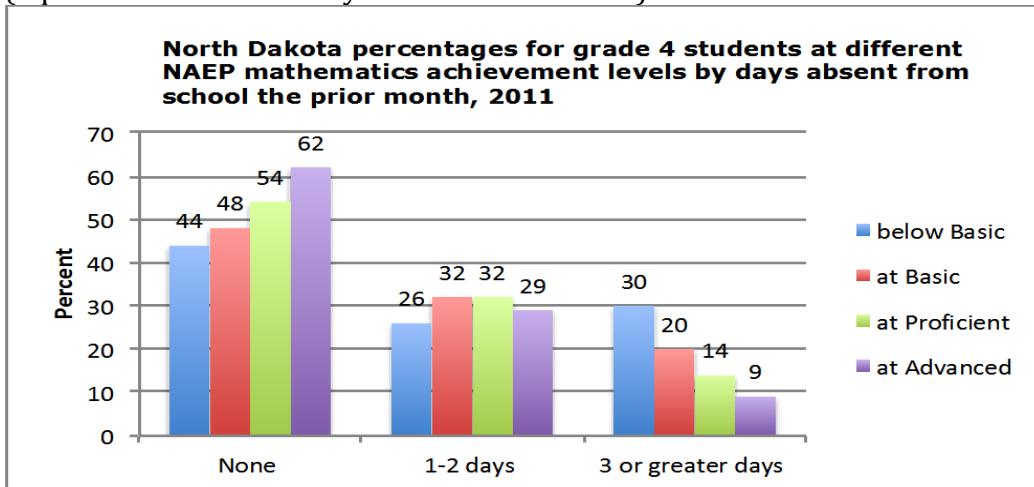
- Only 39 percent of *below Basic* grade 4 students compared with 49 percent of the *Advanced* students reported “no days absent” in the prior month.
- 28 percent of *below Basic* grade 4 students compared with only 10 percent of the *Advanced* students reported “3 or greater days absent” in the prior month (equivalent to 5 weeks a year of school missed).



NORTH DAKOTA: Students' Monthly Days Absent and 2011 NAEP Mathematics Achievement Levels

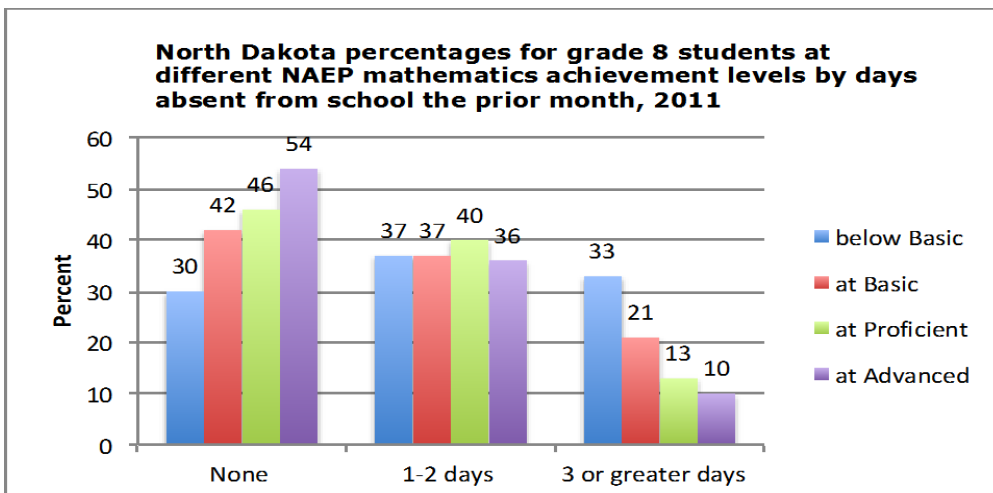
Grade 4

- Only 44 percent of *below Basic* grade 4 students compared with 62 percent of the *Advanced* students reported “no days absent” in the prior month.
- 30 percent of *below Basic* grade 4 students compared with only 9 percent of the *Advanced* students reported “3 or greater days absent” in the prior month (equivalent to 5 weeks a year of school missed).



Grade 8

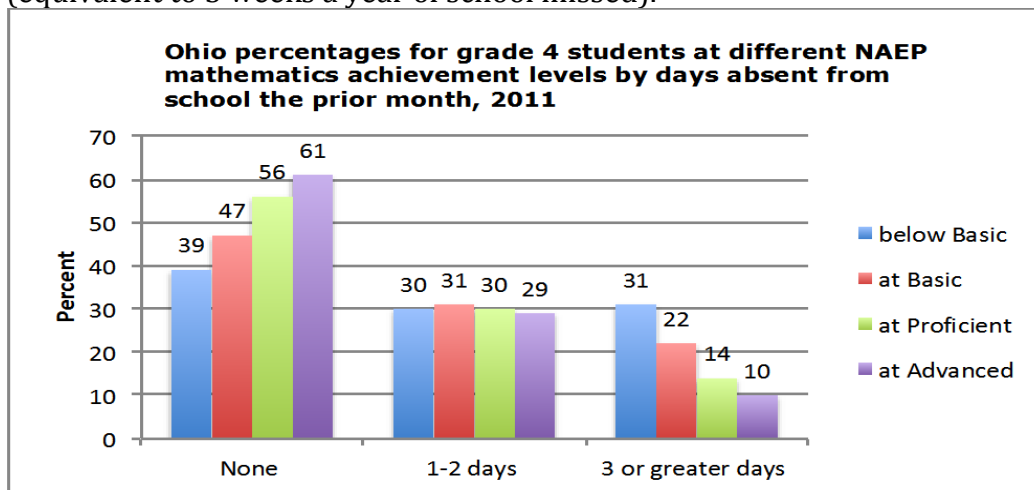
- Only 30 percent of *below Basic* grade 4 students compared with 54 percent of the *Advanced* students reported “no days absent” in the prior month.
- 33 percent of *below Basic* grade 4 students compared with only 10 percent of the *Advanced* students reported “3 or greater days absent” in the prior month (equivalent to 5 weeks a year of school missed).



OHIO: Students' Monthly Days Absent and 2011 NAEP Mathematics Achievement Levels

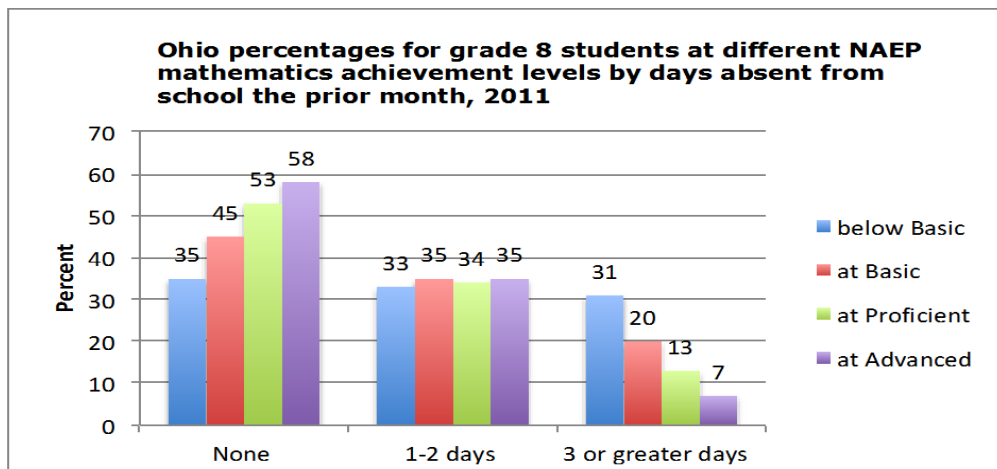
Grade 4

- Only 39 percent of *below Basic* grade 4 students compared with 61 percent of the *Advanced* students reported “no days absent” in the prior month.
- 31 percent of *below Basic* grade 4 students compared with only 10 percent of the *Advanced* students reported “3 or greater days absent” in the prior month (equivalent to 5 weeks a year of school missed).



Grade 8

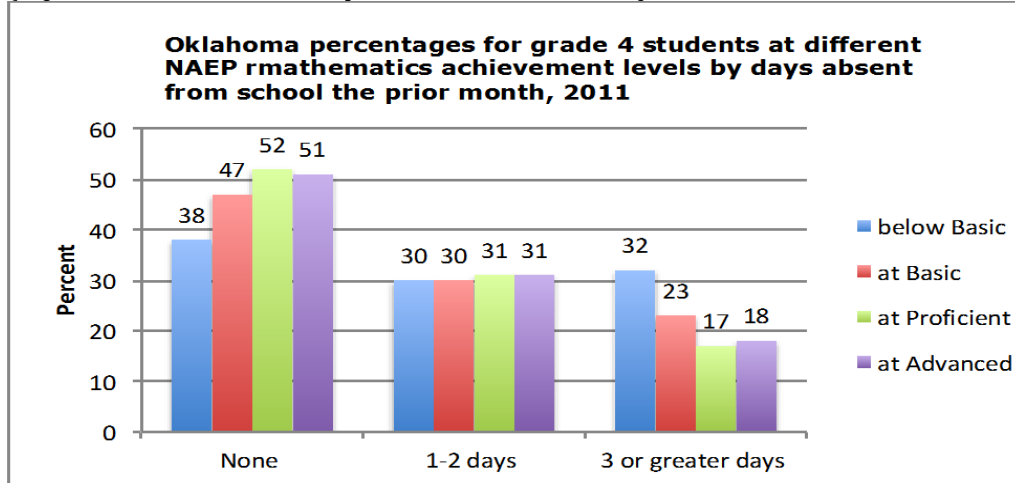
- Only 35 percent of *below Basic* grade 4 students compared with 58 percent of the *Advanced* students reported “no days absent” in the prior month.
- 31 percent of *below Basic* grade 4 students compared with only 7 percent of the *Advanced* students reported “3 or greater days absent” in the prior month (equivalent to 5 weeks a year of school missed).



OKLAHOMA: Students' Monthly Days Absent and 2011 NAEP Mathematics Achievement Levels

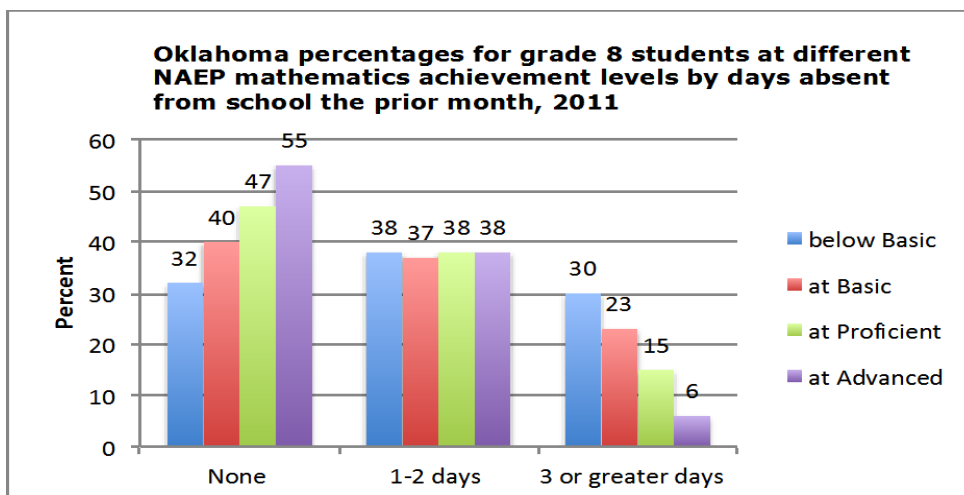
Grade 4

- Only 38 percent of *below Basic* grade 4 students compared with 51 percent of the *Advanced* students reported “no days absent” in the prior month.
- 32 percent of *below Basic* grade 4 students compared with only 18 percent of the *Advanced* students reported “3 or greater days absent” in the prior month (equivalent to 5 weeks a year of school missed).



Grade 8

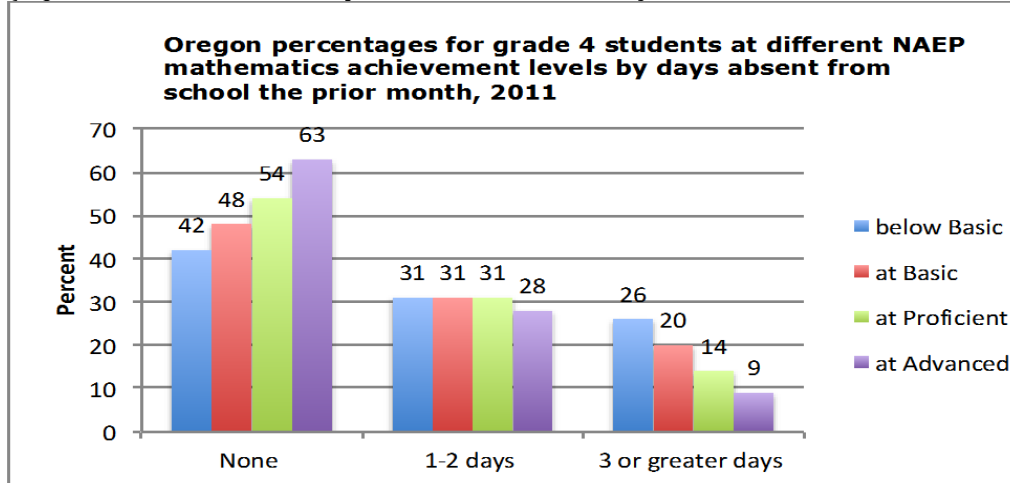
- Only 32 percent of *below Basic* grade 4 students compared with 55 percent of the *Advanced* students reported “no days absent” in the prior month.
- 30 percent of *below Basic* grade 4 students compared with only 6 percent of the *Advanced* students reported “3 or greater days absent” in the prior month (equivalent to 5 weeks a year of school missed).



OREGON: Students' Monthly Days Absent and 2011 NAEP Mathematics Achievement Levels

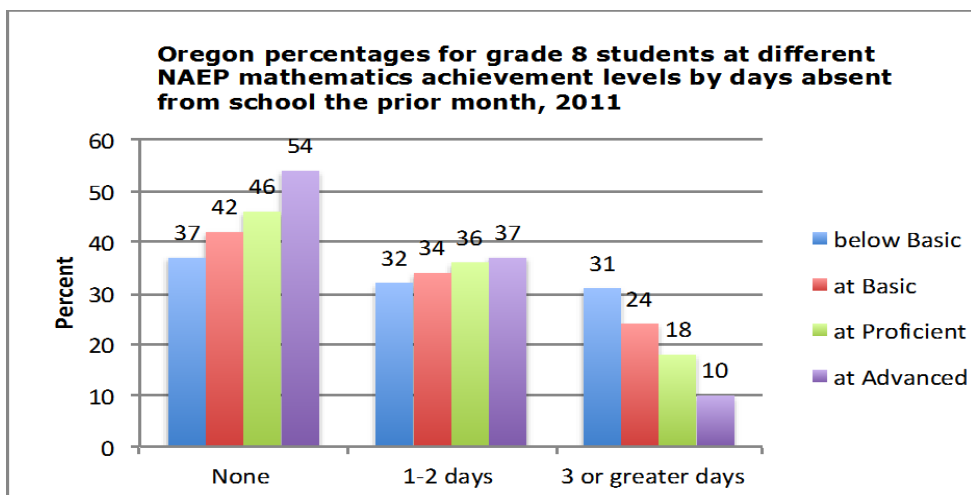
Grade 4

- Only 42 percent of *below Basic* grade 4 students compared with 63 percent of the *Advanced* students reported “no days absent” in the prior month.
- 26 percent of *below Basic* grade 4 students compared with only 9 percent of the *Advanced* students reported “3 or greater days absent” in the prior month (equivalent to 5 weeks a year of school missed).



Grade 8

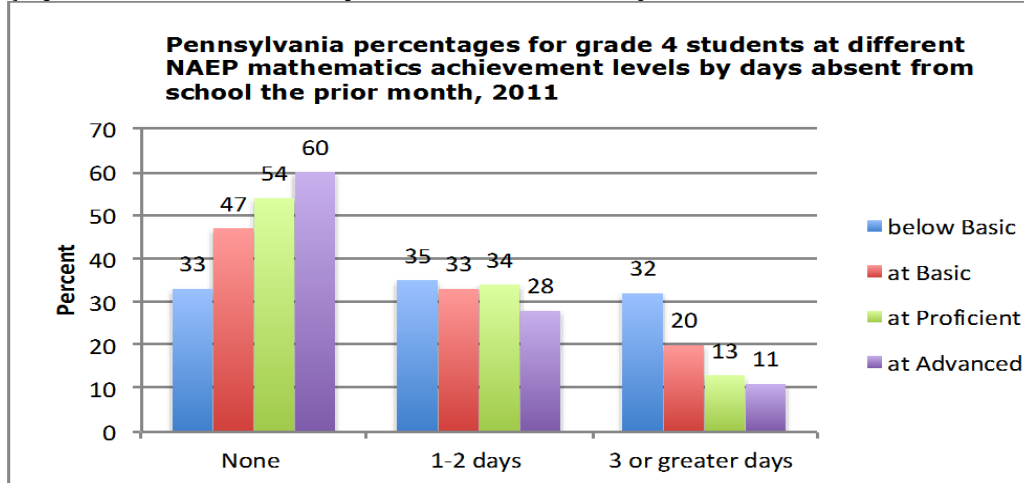
- Only 37 percent of *below Basic* grade 4 students compared with 54 percent of the *Advanced* students reported “no days absent” in the prior month.
- 31 percent of *below Basic* grade 4 students compared with only 10 percent of the *Advanced* students reported “3 or greater days absent” in the prior month (equivalent to 5 weeks a year of school missed).



PENNSYLVANIA: Students' Monthly Days Absent and 2011 NAEP Mathematics Achievement Levels

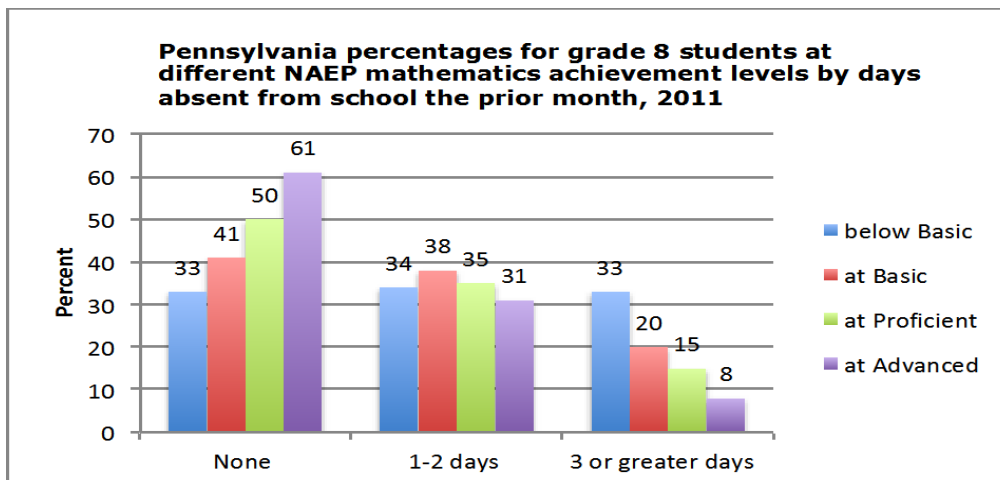
Grade 4

- Only 33 percent of *below Basic* grade 4 students compared with 60 percent of the *Advanced* students reported “no days absent” in the prior month.
- 32 percent of *below Basic* grade 4 students compared with only 11 percent of the *Advanced* students reported “3 or greater days absent” in the prior month (equivalent to 5 weeks a year of school missed).



Grade 8

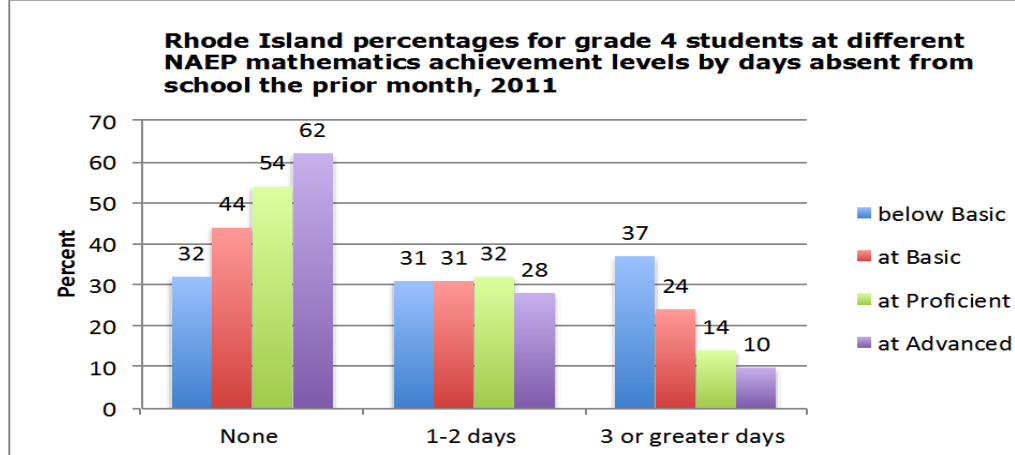
- Only 33 percent of *below Basic* grade 4 students compared with 61 percent of the *Advanced* students reported “no days absent” in the prior month.
- 33 percent of *below Basic* grade 4 students compared with only 8 percent of the *Advanced* students reported “3 or greater days absent” in the prior month (equivalent to 5 weeks a year of school missed).



RHODE ISLAND: Students' Monthly Days Absent and 2011 NAEP Mathematics Achievement Levels

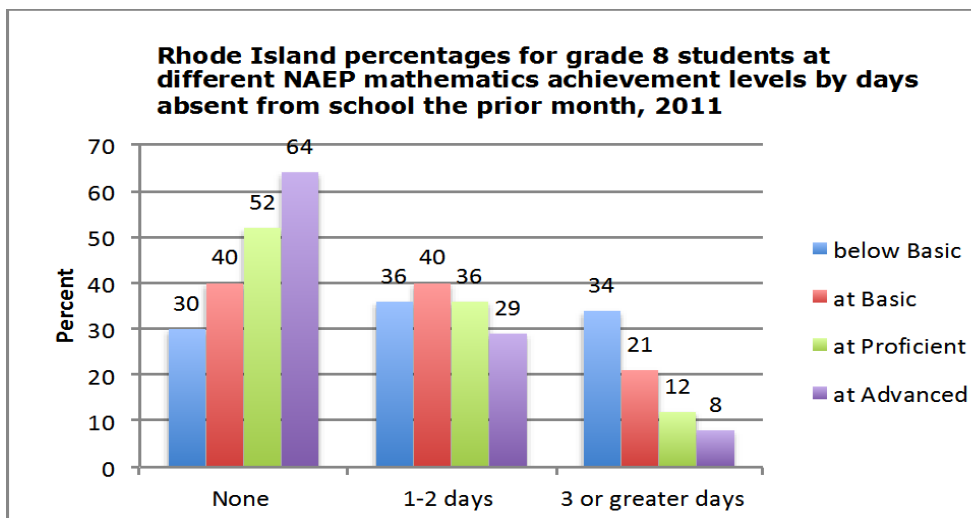
Grade 4

- Only 32 percent of *below Basic* grade 4 students compared with 62 percent of the *Advanced* students reported “no days absent” in the prior month.
- 37 percent of *below Basic* grade 4 students compared with only 10 percent of the *Advanced* students reported “3 or greater days absent” in the prior month (equivalent to 5 weeks a year of school missed).



Grade 8

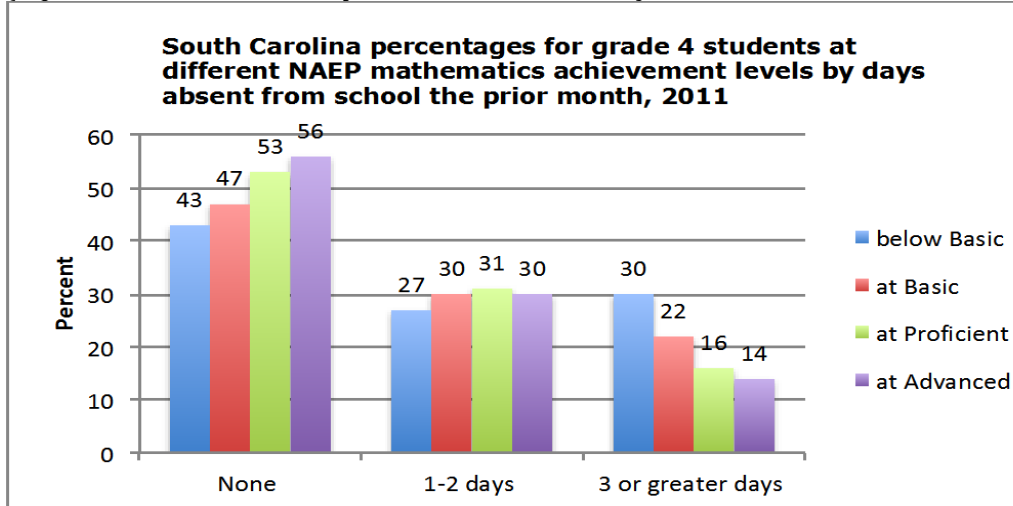
- Only 30 percent of *below Basic* grade 4 students compared with 64 percent of the *Advanced* students reported “no days absent” in the prior month.
- 34 percent of *below Basic* grade 4 students compared with only 8 percent of the *Advanced* students reported “3 or greater days absent” in the prior month (equivalent to 5 weeks a year of school missed).



SOUTH CAROLINA: Students' Monthly Days Absent and 2011 NAEP Mathematics Achievement Levels

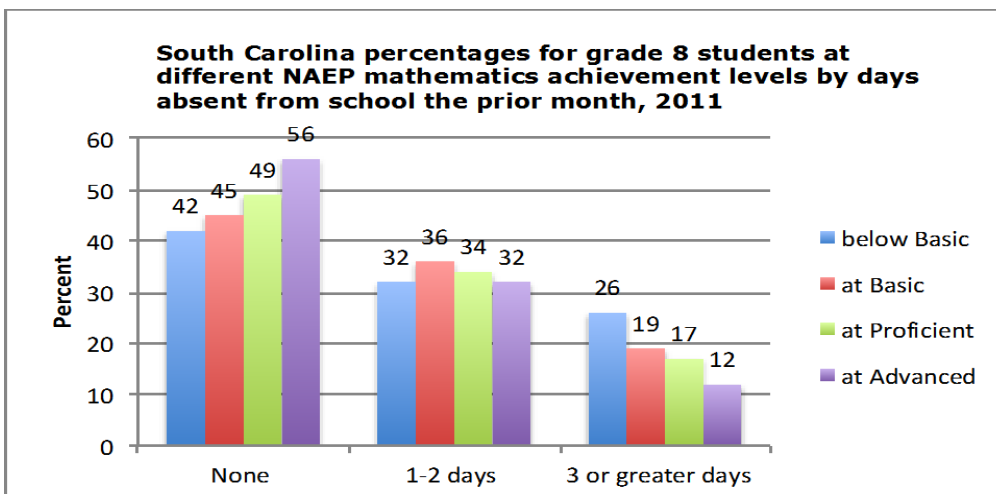
Grade 4

- Only 43 percent of *below Basic* grade 4 students compared with 56 percent of the *Advanced* students reported “no days absent” in the prior month.
- 30 percent of *below Basic* grade 4 students compared with only 14 percent of the *Advanced* students reported “3 or greater days absent” in the prior month (equivalent to 5 weeks a year of school missed).



Grade 8

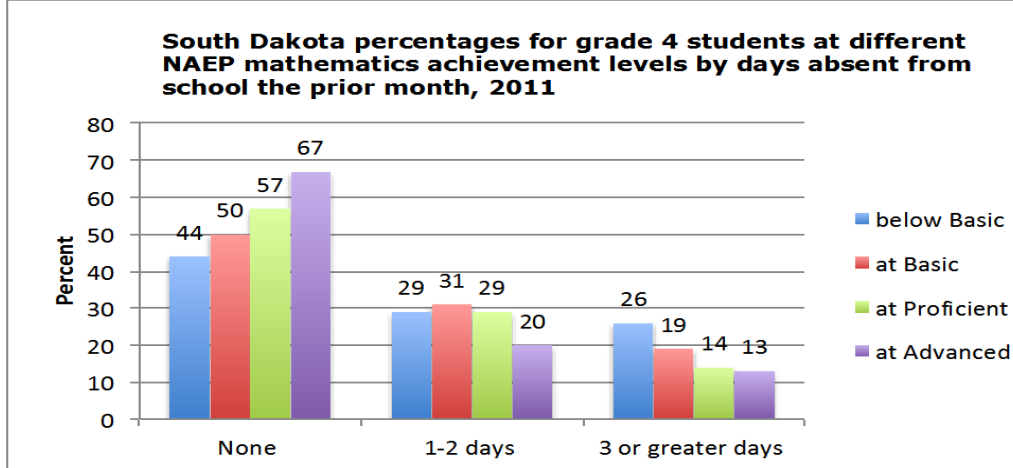
- Only 42 percent of *below Basic* grade 4 students compared with 56 percent of the *Advanced* students reported “no days absent” in the prior month.
- 26 percent of *below Basic* grade 4 students compared with only 12 percent of the *Advanced* students reported “3 or greater days absent” in the prior month (equivalent to 5 weeks a year of school missed).



SOUTH DAKOTA: Students' Monthly Days Absent and 2011 NAEP Mathematics Achievement Levels

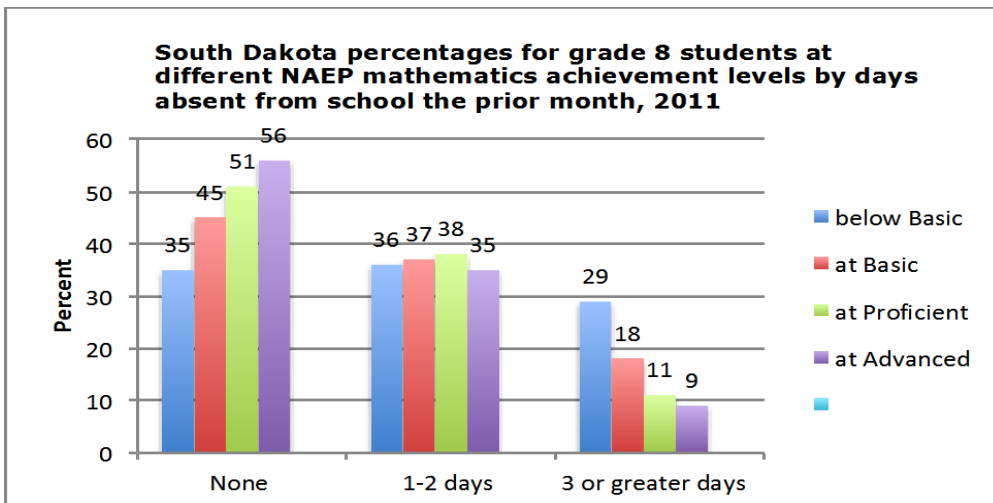
Grade 4

- Only 44 percent of *below Basic* grade 4 students compared with 67 percent of the *Advanced* students reported “no days absent” in the prior month.
- 26 percent of *below Basic* grade 4 students compared with only 13 percent of the *Advanced* students reported “3 or greater days absent” in the prior month (equivalent to 5 weeks a year of school missed).



Grade 8

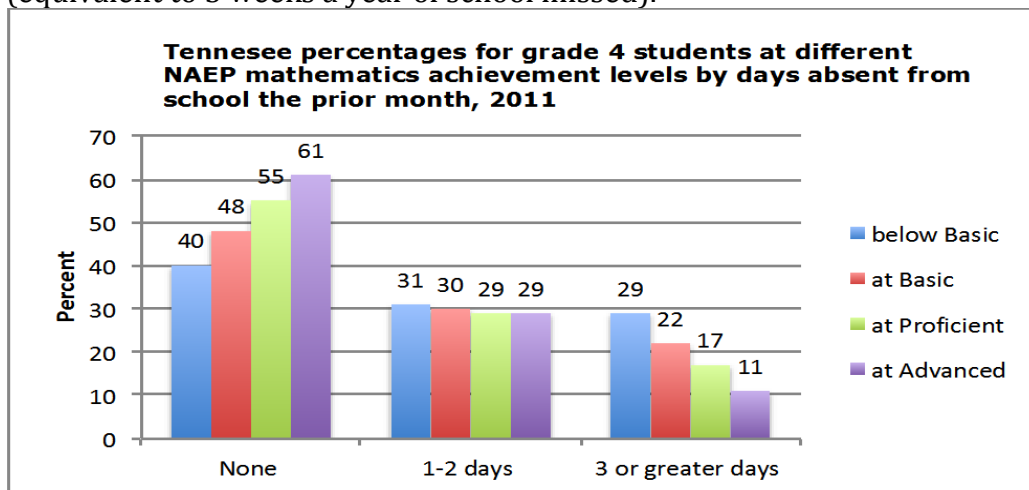
- Only 35 percent of *below Basic* grade 4 students compared with 56 percent of the *Advanced* students reported “no days absent” in the prior month.
- 29 percent of *below Basic* grade 4 students compared with only 9 percent of the *Advanced* students reported “3 or greater days absent” in the prior month (equivalent to 5 weeks a year of school missed).



TENNESSEE: Students' Monthly Days Absent and 2011 NAEP Mathematics Achievement Levels

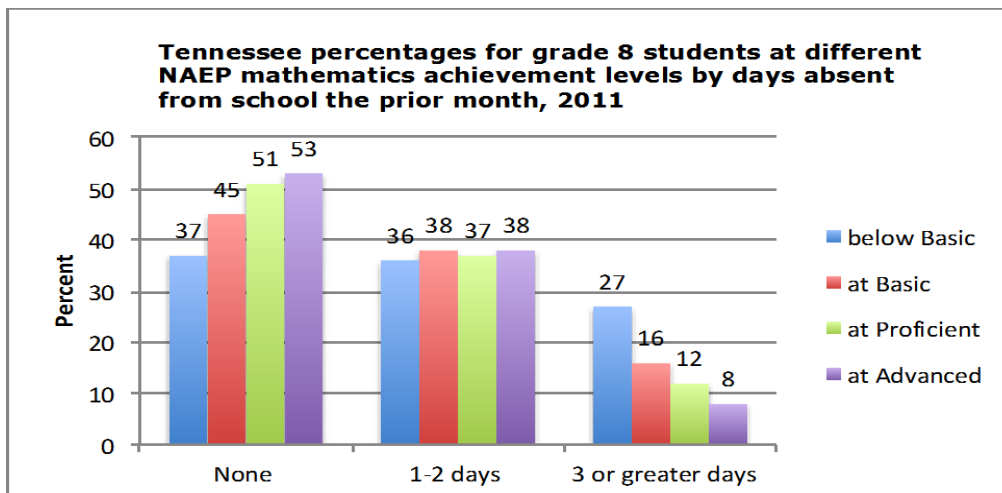
Grade 4

- Only 40 percent of *below Basic* grade 4 students compared with 61 percent of the *Advanced* students reported “no days absent” in the prior month.
- 29 percent of *below Basic* grade 4 students compared with only 11 percent of the *Advanced* students reported “3 or greater days absent” in the prior month (equivalent to 5 weeks a year of school missed).



Grade 8

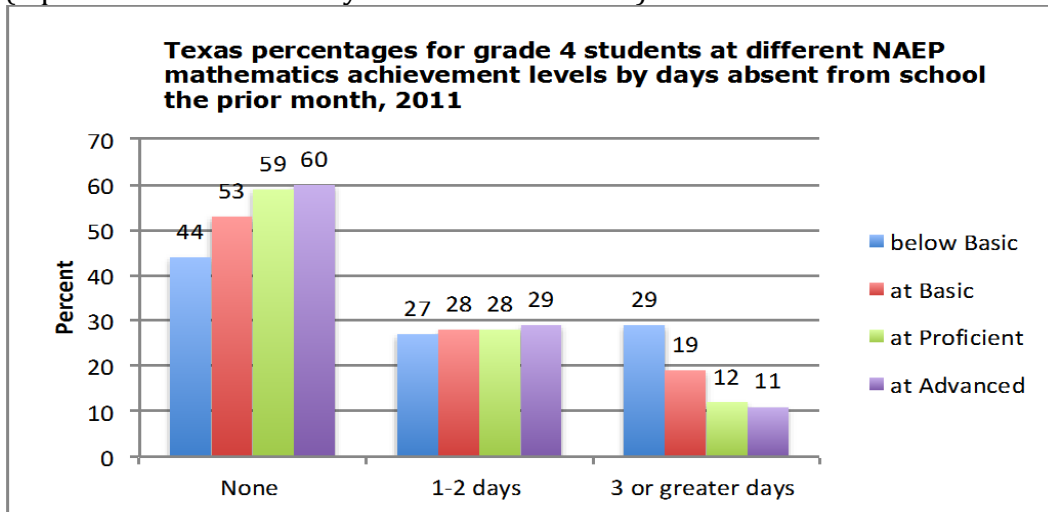
- Only 37 percent of *below Basic* grade 4 students compared with 53 percent of the *Advanced* students reported “no days absent” in the prior month.
- 27 percent of *below Basic* grade 4 students compared with only 8 percent of the *Advanced* students reported “3 or greater days absent” in the prior month (equivalent to 5 weeks a year of school missed).



TEXAS: Students' Monthly Days Absent and 2011 NAEP Mathematics Achievement Levels

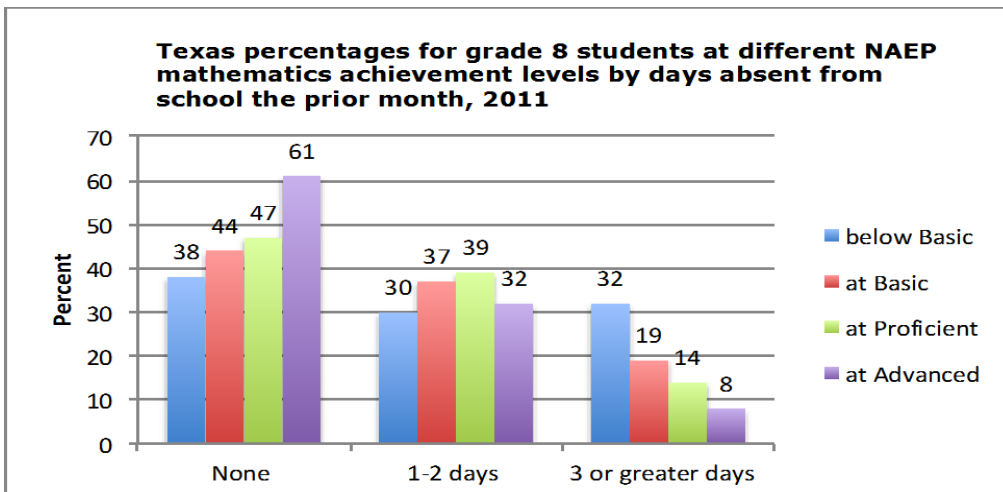
Grade 4

- Only 44 percent of *below Basic* grade 4 students compared with 60 percent of the *Advanced* students reported “no days absent” in the prior month.
- 29 percent of *below Basic* grade 4 students compared with only 11 percent of the *Advanced* students reported “3 or greater days absent” in the prior month (equivalent to 5 weeks a year of school missed).



Grade 8

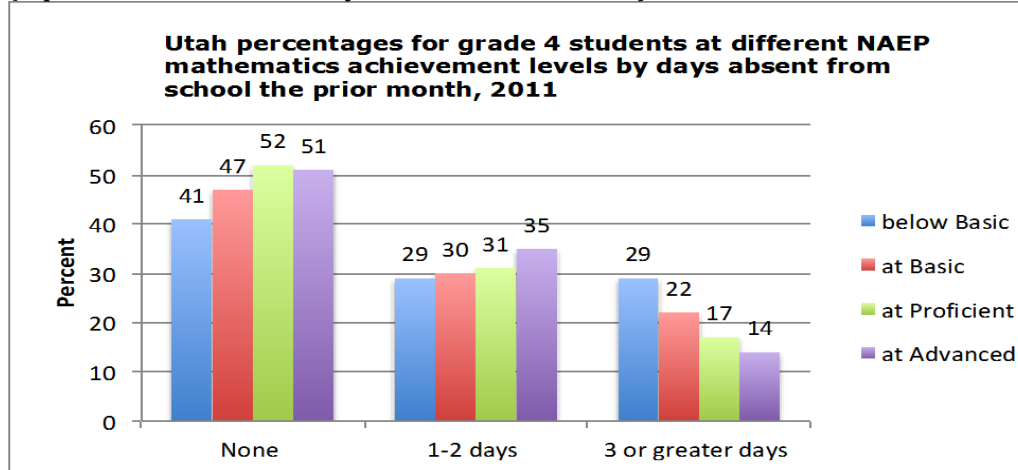
- Only 38 percent of *below Basic* grade 4 students compared with 61 percent of the *Advanced* students reported “no days absent” in the prior month.
- 32 percent of *below Basic* grade 4 students compared with only 8 percent of the *Advanced* students reported “3 or greater days absent” in the prior month (equivalent to 5 weeks a year of school missed).



UTAH: Students' Monthly Days Absent and 2011 NAEP Mathematics Achievement Levels

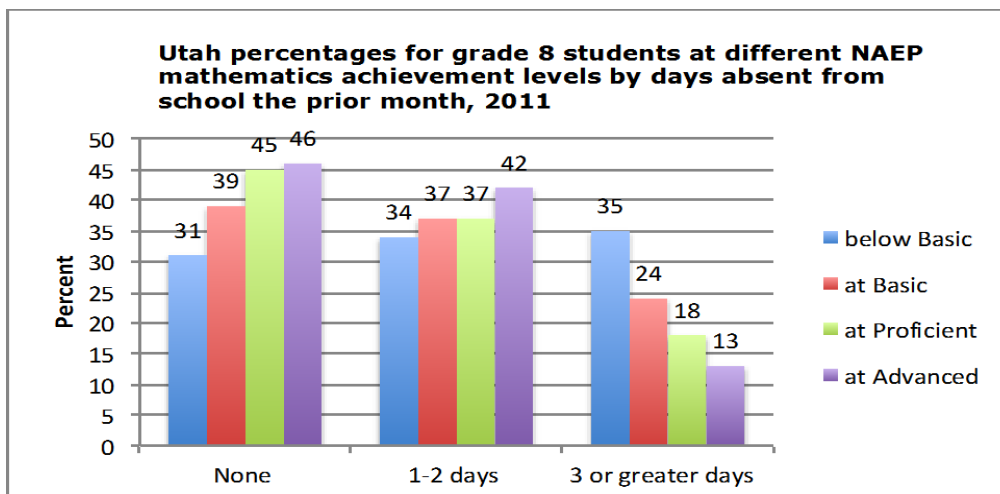
Grade 4

- Only 41 percent of *below Basic* grade 4 students compared with 51 percent of the *Advanced* students reported “no days absent” in the prior month.
- 29 percent of *below Basic* grade 4 students compared with only 14 percent of the *Advanced* students reported “3 or greater days absent” in the prior month (equivalent to 5 weeks a year of school missed).



Grade 8

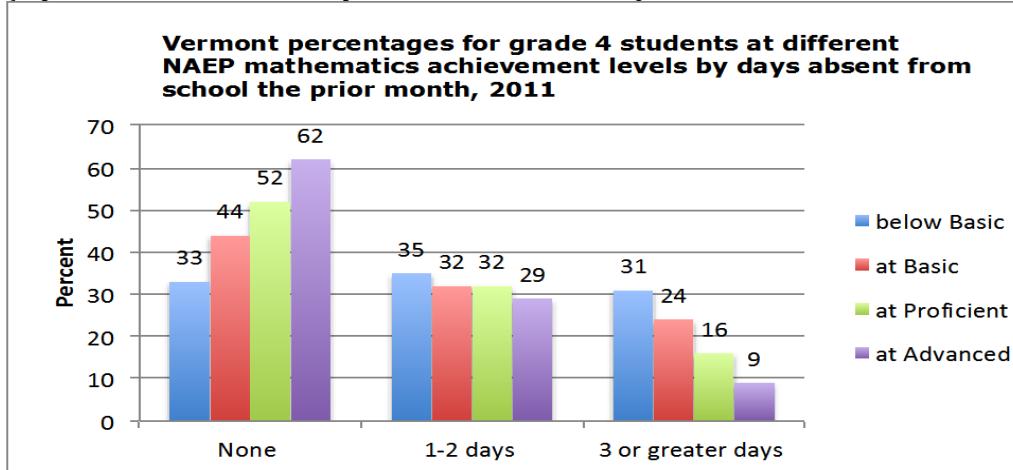
- Only 31 percent of *below Basic* grade 4 students compared with 46 percent of the *Advanced* students reported “no days absent” in the prior month.
- 35 percent of *below Basic* grade 4 students compared with only 13 percent of the *Advanced* students reported “3 or greater days absent” in the prior month (equivalent to 5 weeks a year of school missed).



VERMONT: Students' Monthly Days Absent and 2011 NAEP Mathematics Achievement Levels

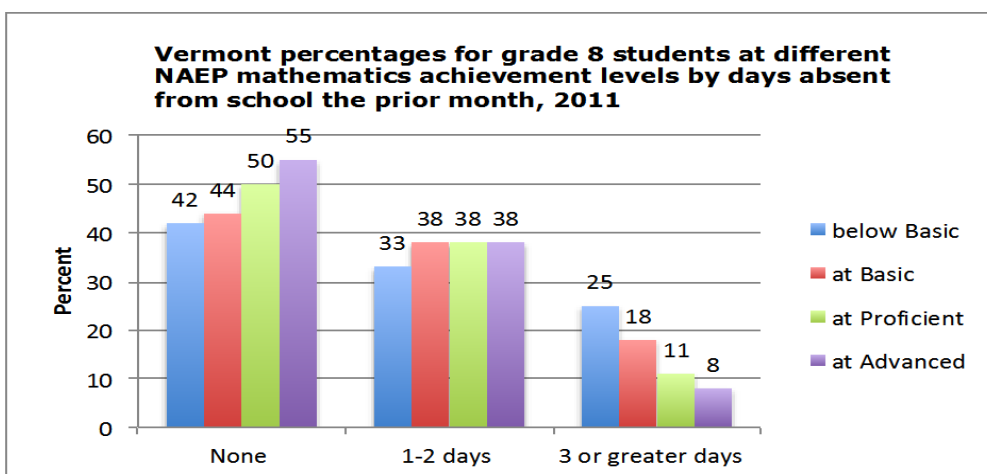
Grade 4

- Only 33 percent of *below Basic* grade 4 students compared with 62 percent of the *Advanced* students reported “no days absent” in the prior month.
- 31 percent of *below Basic* grade 4 students compared with only 9 percent of the *Advanced* students reported “3 or greater days absent” in the prior month (equivalent to 5 weeks a year of school missed).



Grade 8

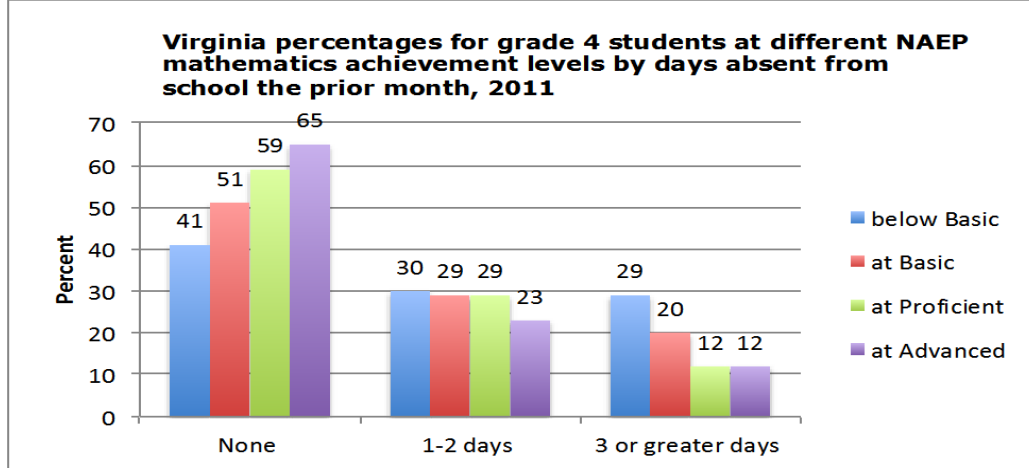
- Only 42 percent of *below Basic* grade 4 students compared with 55 percent of the *Advanced* students reported “no days absent” in the prior month.
- 25 percent of *below Basic* grade 4 students compared with only 8 percent of the *Advanced* students reported “3 or greater days absent” in the prior month (equivalent to 5 weeks a year of school missed).



VIRGINIA: Students' Monthly Days Absent and 2011 NAEP Mathematics Achievement Levels

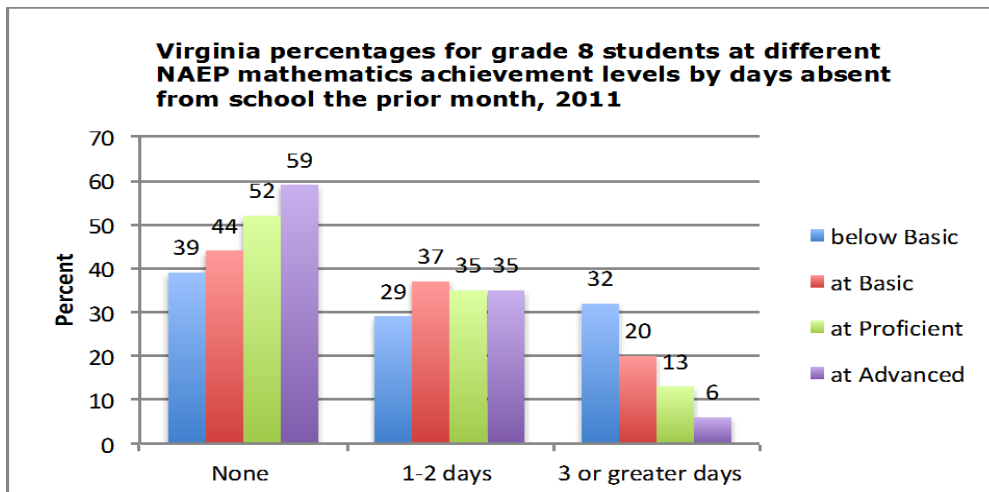
Grade 4

- Only 41 percent of *below Basic* grade 4 students compared with 65 percent of the *Advanced* students reported “no days absent” in the prior month.
- 29 percent of *below Basic* grade 4 students compared with only 12 percent of the *Advanced* students reported “3 or greater days absent” in the prior month (equivalent to 5 weeks a year of school missed).



Grade 8

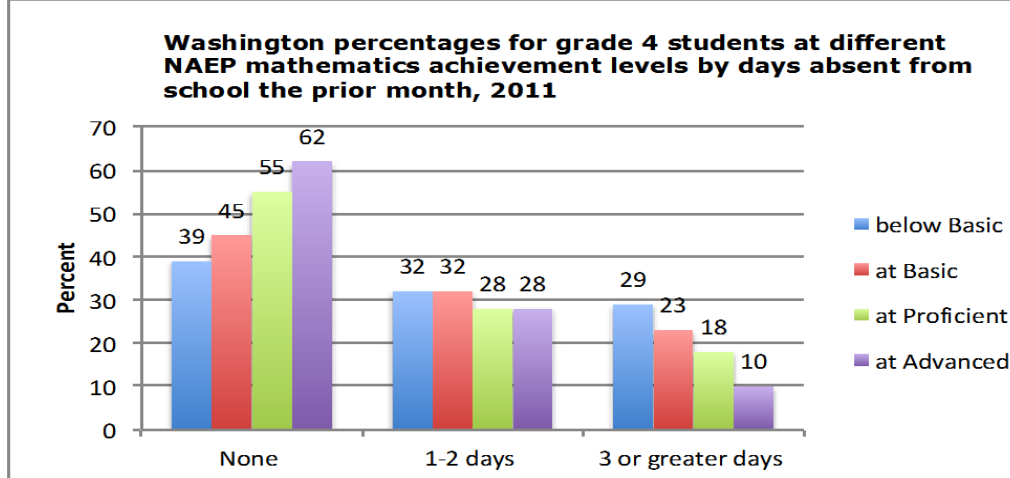
- Only 39 percent of *below Basic* grade 4 students compared with 59 percent of the *Advanced* students reported “no days absent” in the prior month.
- 32 percent of *below Basic* grade 4 students compared with only 6 percent of the *Advanced* students reported “3 or greater days absent” in the prior month (equivalent to 5 weeks a year of school missed).



WASHINGTON: Students' Monthly Days Absent and 2011 NAEP Mathematics Achievement Levels

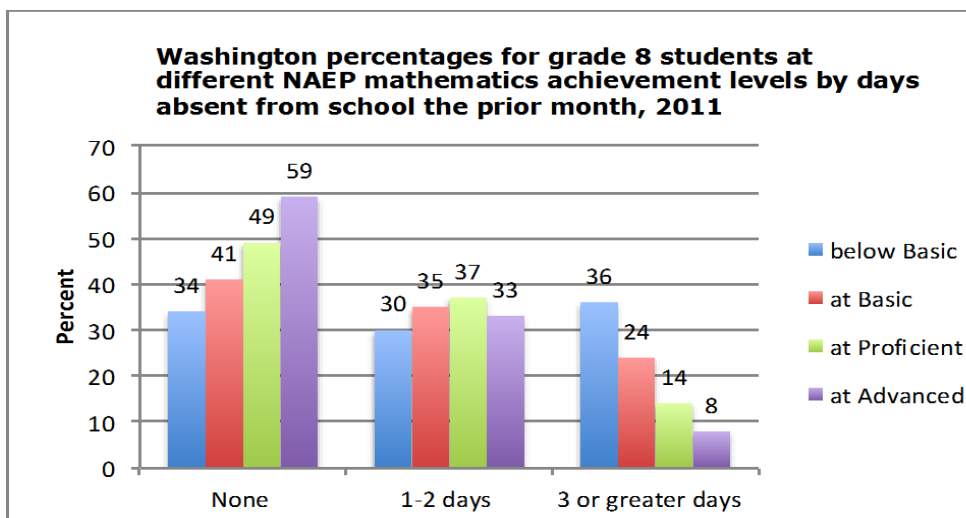
Grade 4

- Only 39 percent of *below Basic* grade 4 students compared with 62 percent of the *Advanced* students reported "no days absent" in the prior month.
- 29 percent of *below Basic* grade 4 students compared with only 10 percent of the *Advanced* students reported "3 or greater days absent" in the prior month (equivalent to 5 weeks a year of school missed).



Grade 8

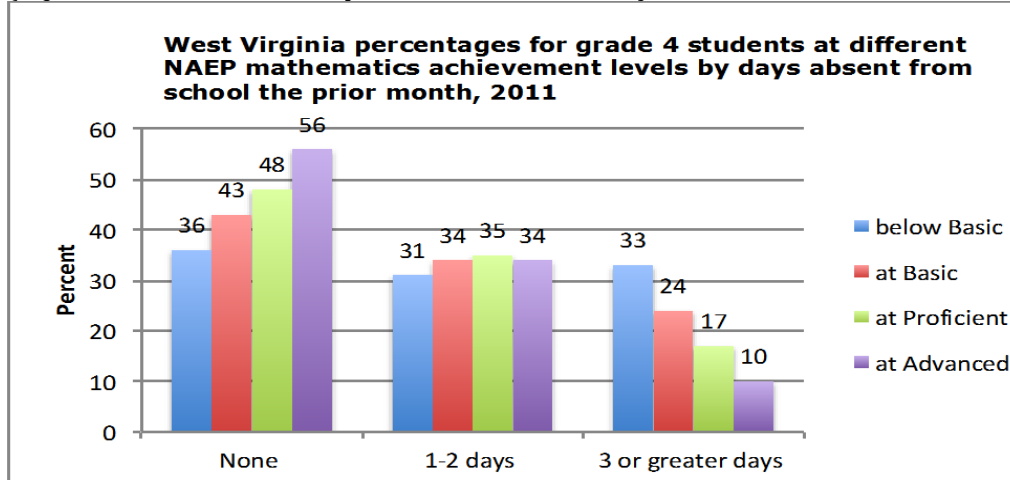
- Only 34 percent of *below Basic* grade 4 students compared with 59 percent of the *Advanced* students reported "no days absent" in the prior month.
- 36 percent of *below Basic* grade 4 students compared with only 8 percent of the *Advanced* students reported "3 or greater days absent" in the prior month (equivalent to 5 weeks a year of school missed).



WEST VIRGINIA: Students' Monthly Days Absent and 2011 NAEP Mathematics Achievement Levels

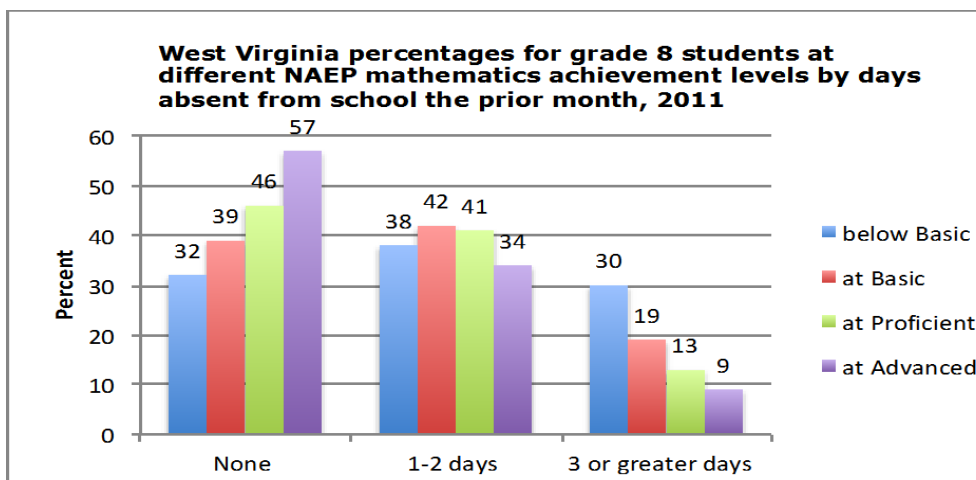
Grade 4

- Only 36 percent of *below Basic* grade 4 students compared with 56 percent of the *Advanced* students reported “no days absent” in the prior month.
- 33 percent of *below Basic* grade 4 students compared with only 10 percent of the *Advanced* students reported “3 or greater days absent” in the prior month (equivalent to 5 weeks a year of school missed).



Grade 8

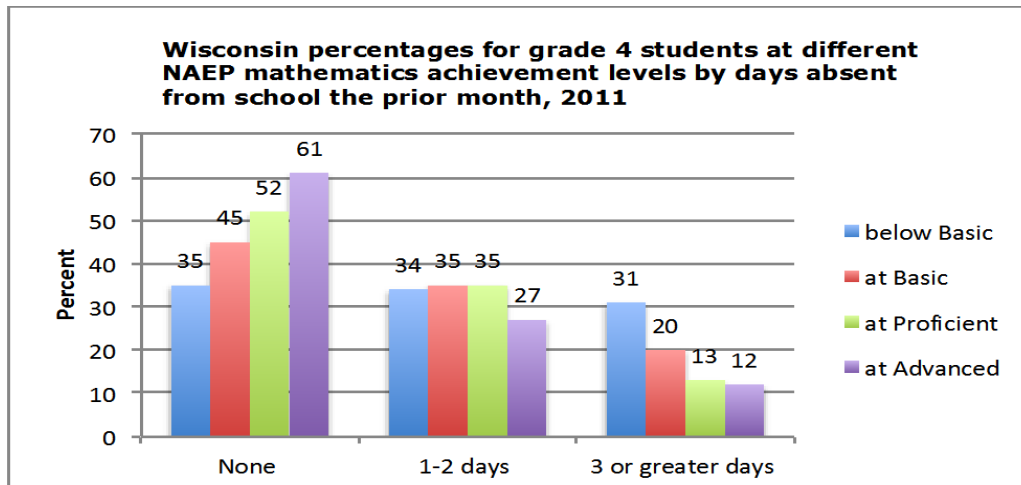
- Only 32 percent of *below Basic* grade 4 students compared with 57 percent of the *Advanced* students reported “no days absent” in the prior month.
- 30 percent of *below Basic* grade 4 students compared with only 9 percent of the *Advanced* students reported “3 or greater days absent” in the prior month (equivalent to 5 weeks a year of school missed).



WISCONSIN: Students' Monthly Days Absent and 2011 NAEP Mathematics Achievement Levels

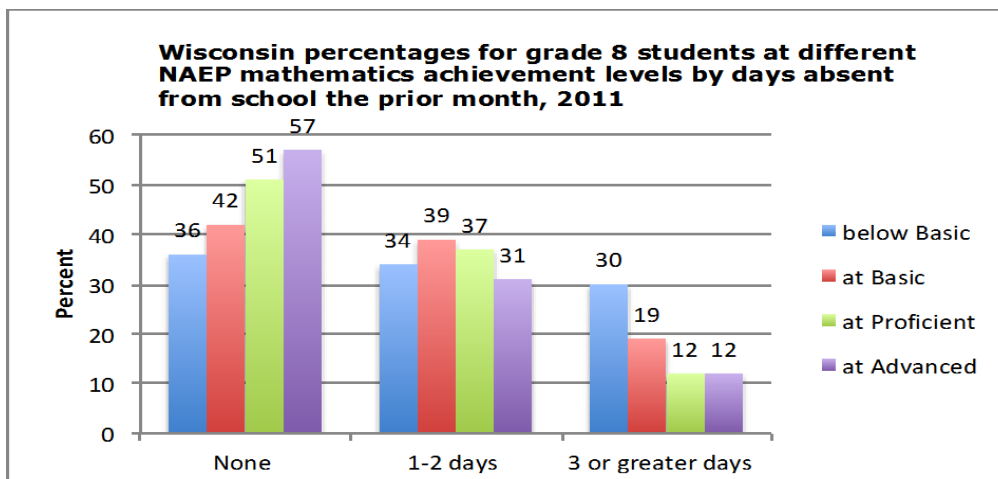
Grade 4

- Only 35 percent of *below Basic* grade 4 students compared with 61 percent of the *Advanced* students reported "no days absent" in the prior month.
- 31 percent of *below Basic* grade 4 students compared with only 12 percent of the *Advanced* students reported "3 or greater days absent" in the prior month (equivalent to 5 weeks a year of school missed).



Grade 8

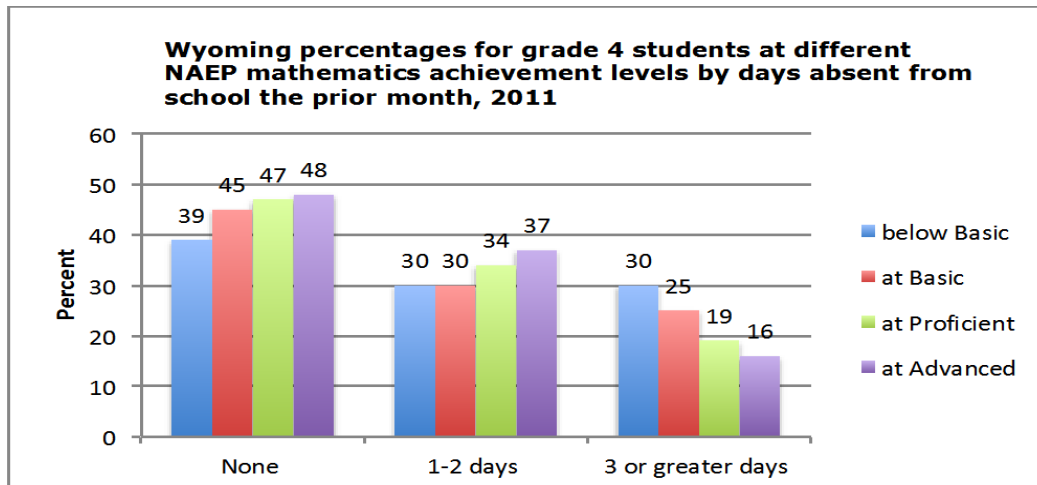
- Only 36 percent of *below Basic* grade 4 students compared with 57 percent of the *Advanced* students reported "no days absent" in the prior month.
- 30 percent of *below Basic* grade 4 students compared with only 12 percent of the *Advanced* students reported "3 or greater days absent" in the prior month (equivalent to 5 weeks a year of school missed).



WYOMING: Students' Monthly Days Absent and 2011 NAEP Mathematics Achievement Levels

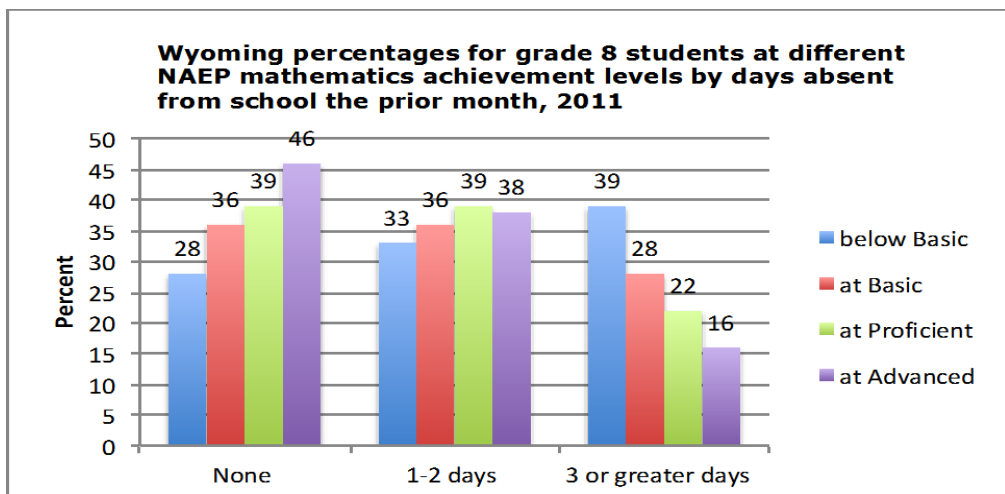
Grade 4

- Only 39 percent of *below Basic* grade 4 students compared with 48 percent of the *Advanced* students reported "no days absent" in the prior month.
- 30 percent of *below Basic* grade 4 students compared with only 16 percent of the *Advanced* students reported "3 or greater days absent" in the prior month (equivalent to 5 weeks a year of school missed).



Grade 8

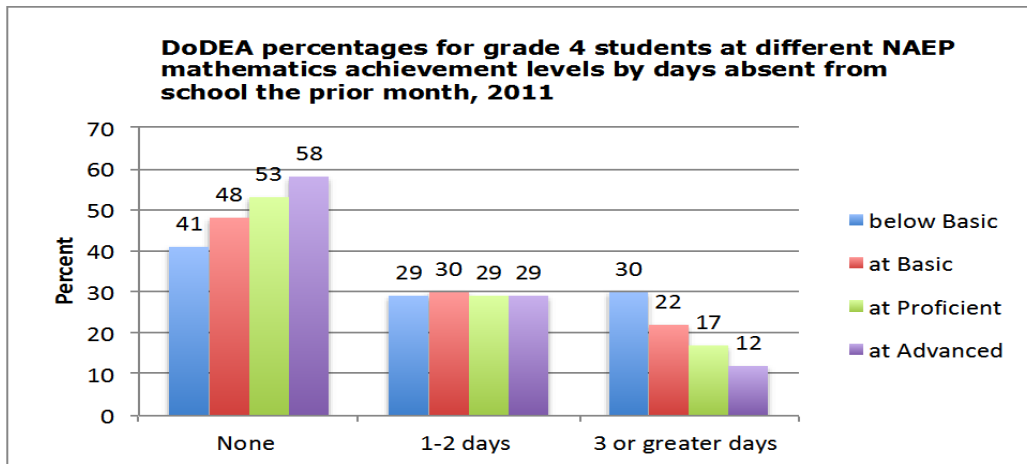
- Only 28 percent of *below Basic* grade 4 students compared with 46 percent of the *Advanced* students reported "no days absent" in the prior month.
- 39 percent of *below Basic* grade 4 students compared with only 16 percent of the *Advanced* students reported "3 or greater days absent" in the prior month (equivalent to 5 weeks a year of school missed).



Department of Defense Education Activity: Students' Monthly Days Absent and 2011 NAEP Mathematics Achievement Levels

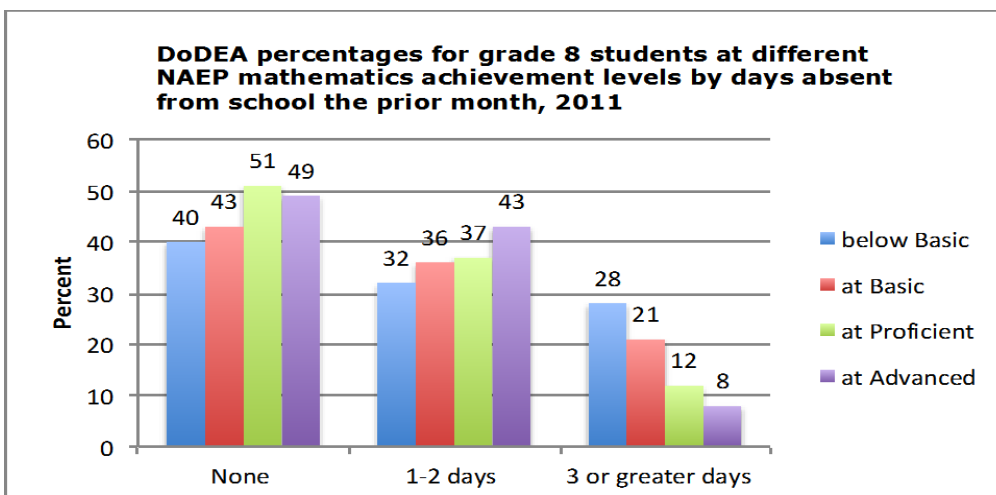
Grade 4

- Only 41 percent of *below Basic* grade 4 students compared with 58 percent of the *Advanced* students reported "no days absent" in the prior month.
- 30 percent of *below Basic* grade 4 students compared with only 12 percent of the *Advanced* students reported "3 or greater days absent" in the prior month (equivalent to 5 weeks a year of school missed).



Grade 8

- Only 40 percent of *below Basic* grade 4 students compared with 49 percent of the *Advanced* students reported "no days absent" in the prior month.
- 28 percent of *below Basic* grade 4 students compared with only 8 percent of the *Advanced* students reported "3 or greater days absent" in the prior month (equivalent to 5 weeks a year of school missed).

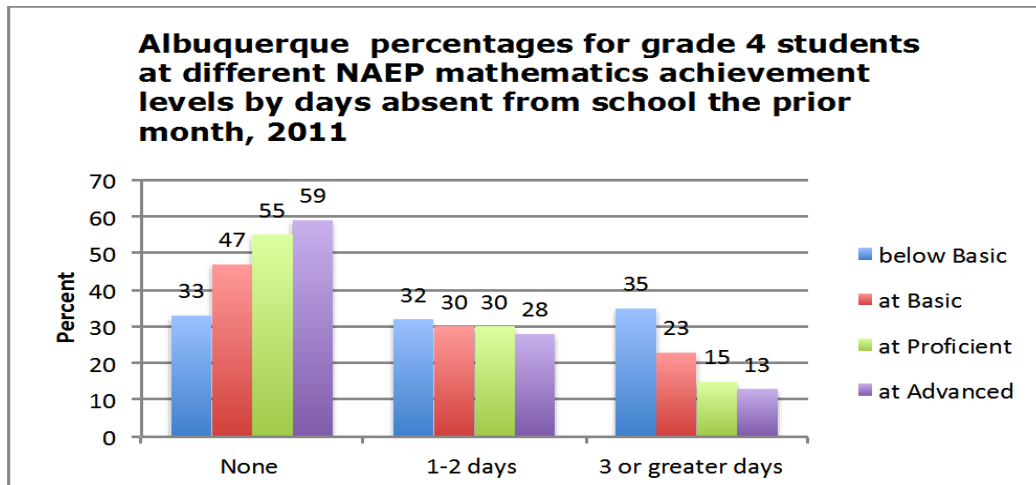


NAEP Trial Urban Districts: Association Between Student Absenteeism and Mathematics Achievement Levels, 2011

ALBUQUERQUE: Students' Monthly Days Absent and 2011 NAEP Mathematics Achievement Levels

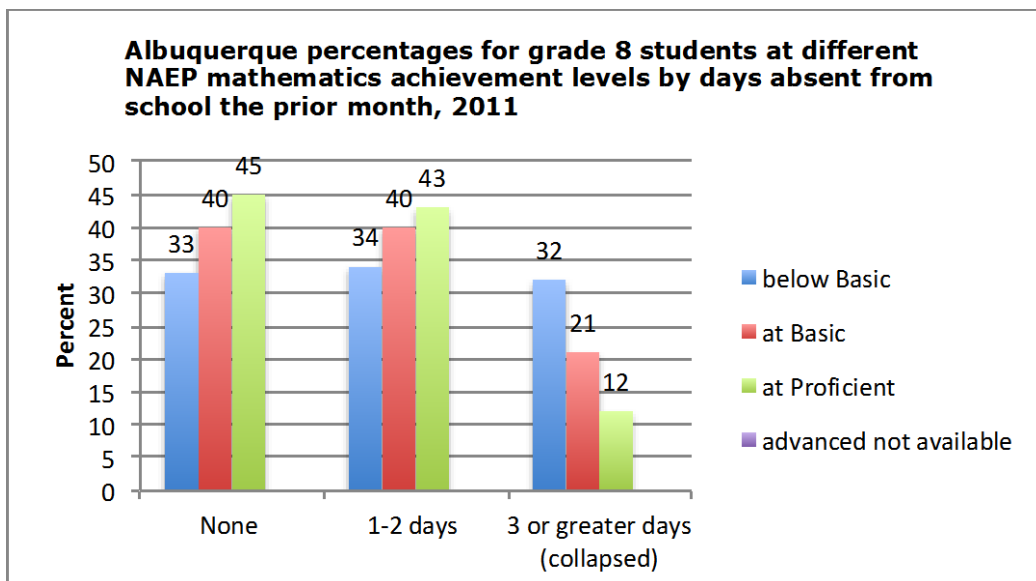
Grade 4

- Only 33 percent of *below Basic* grade 4 students compared with 59 percent of the *Advanced* students reported “no days absent” in the prior month.
- 35 percent of *below Basic* grade 4 students compared with only 13 percent of the *Advanced* students reported “3 or greater days absent” in the prior month (equivalent to 5 weeks a year of school missed).



Grade 8

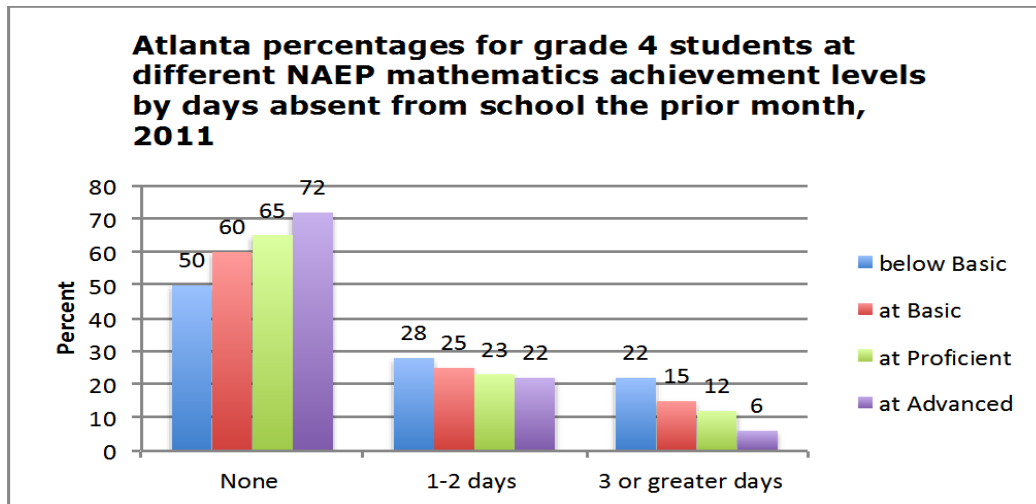
- Only 33 percent of *below Basic* grade 4 students compared with 45 percent of the *at Proficient* students reported “no days absent” in the prior month.
- 32 percent of *below Basic* grade 4 students compared with only 12 percent of the *at Proficient* students reported “3 or greater days absent” in the prior month (equivalent to 5 weeks a year of school missed).



ATLANTA: Students' Monthly Days Absent and 2011 NAEP Mathematics Achievement Levels

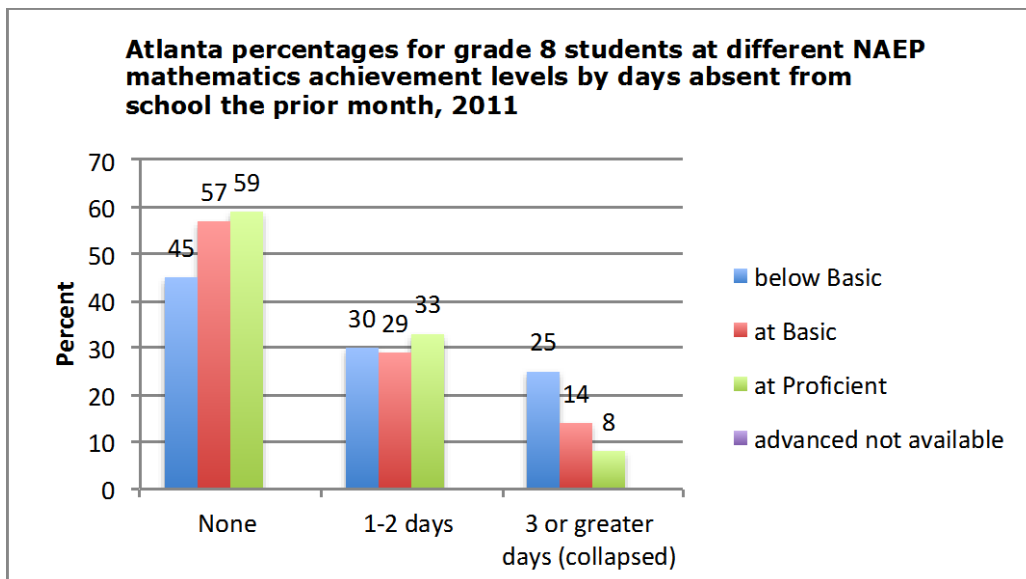
Grade 4

- Only 50 percent of *below Basic* grade 4 students compared with 72 percent of the *Advanced* students reported "no days absent" in the prior month.
- 22 percent of *below Basic* grade 4 students compared with only 6 percent of the *Advanced* students reported "3 or greater days absent" in the prior month (equivalent to 5 weeks a year of school missed).



Grade 8

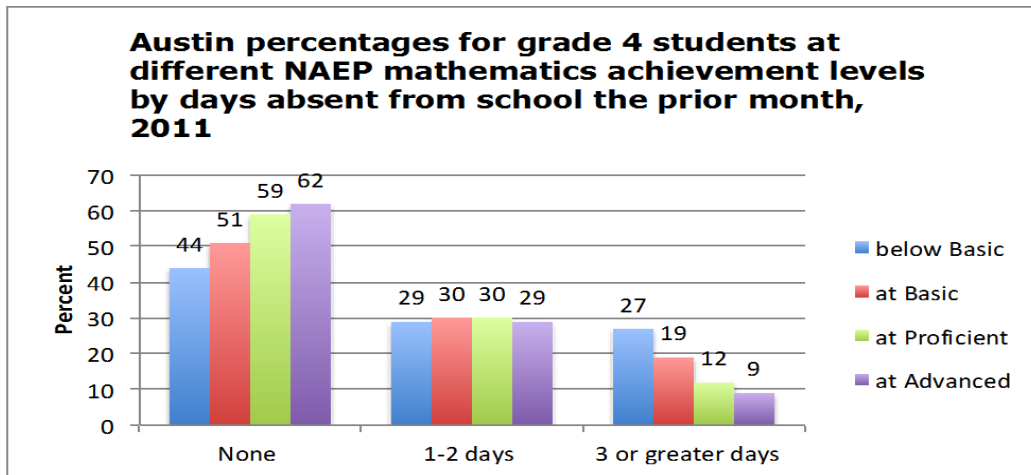
- Only 45 percent of *below Basic* grade 4 students compared with 59 percent of the *at Proficient* students reported "no days absent" in the prior month.
- 25 percent of *below Basic* grade 4 students compared with only 8 percent of the *at Proficient* students reported "3 or greater days absent" in the prior month (equivalent to 5 weeks a year of school missed).



AUSTIN: Students' Monthly Days Absent and 2011 NAEP Mathematics Achievement Levels

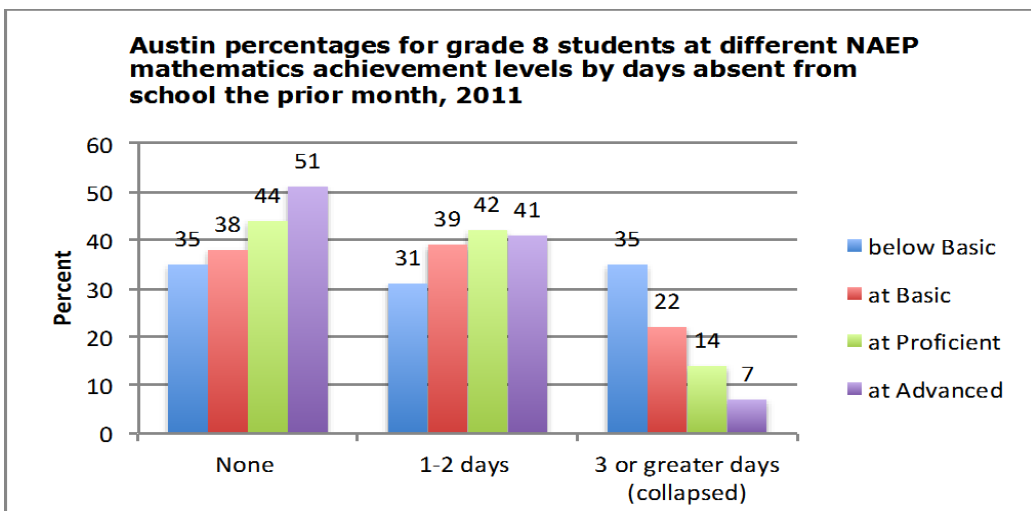
Grade 4

- Only 44 percent of *below Basic* grade 4 students compared with 62 percent of the *Advanced* students reported “no days absent” in the prior month.
- 27 percent of *below Basic* grade 4 students compared with only 9 percent of the *Advanced* students reported “3 or greater days absent” in the prior month (equivalent to 5 weeks a year of school missed).



Grade 8

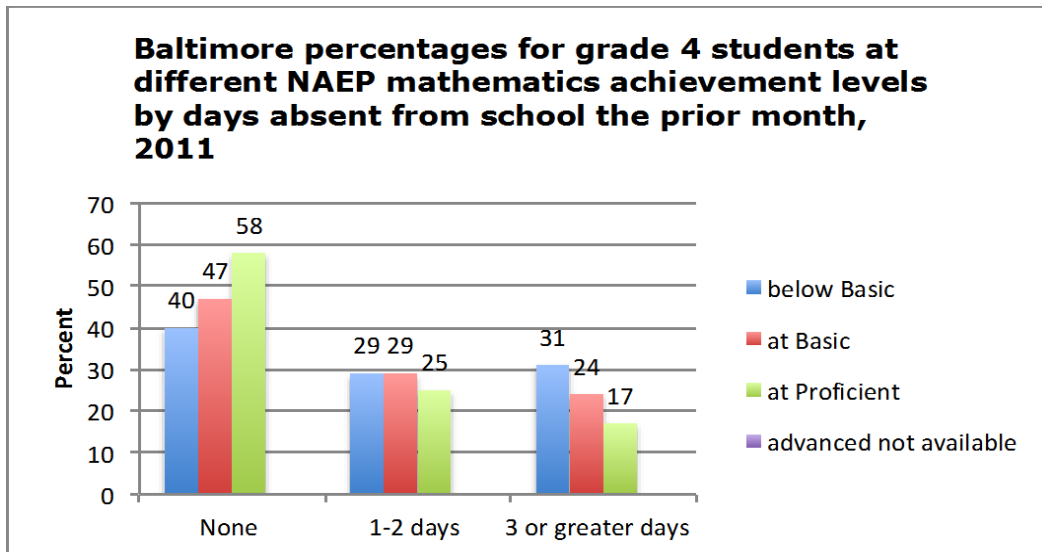
- Only 35 percent of *below Basic* grade 4 students compared with 51 percent of the *Advanced* students reported “no days absent” in the prior month.
- 35 percent of *below Basic* grade 4 students compared with only 7 percent of the *Advanced* students reported “3 or greater days absent” in the prior month (equivalent to 5 weeks a year of school missed).



BALTIMORE: Students' Monthly Days Absent and 2011 NAEP Mathematics Achievement Levels

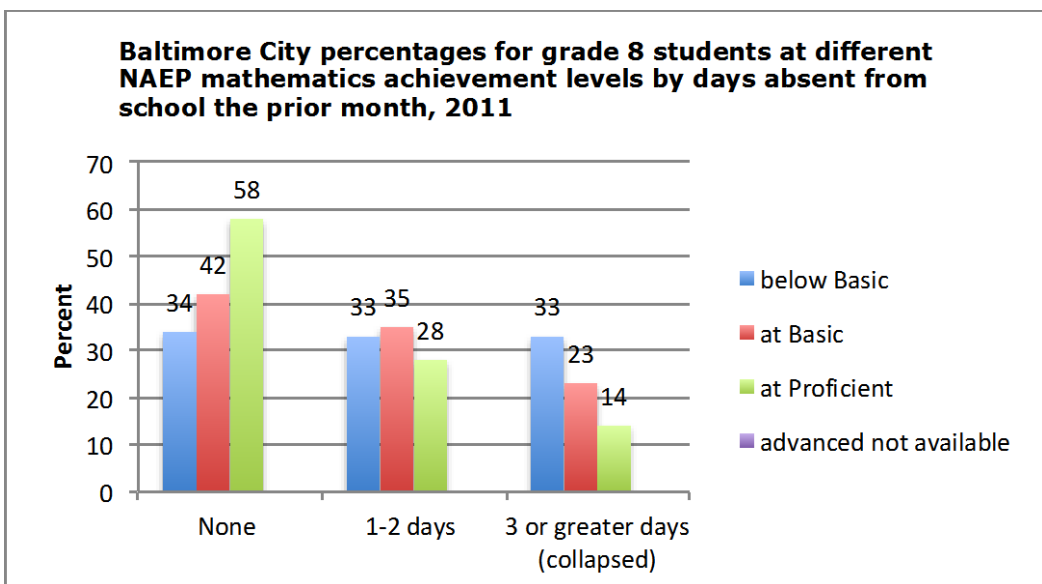
Grade 4

- Only 40 percent of *below Basic* grade 4 students compared with 58 percent of the *at Proficient* students reported “no days absent” in the prior month.
- 31 percent of *below Basic* grade 4 students compared with only 17 percent of the *at Proficient* students reported “3 or greater days absent” in the prior month (equivalent to 5 weeks a year of school missed).



Grade 8

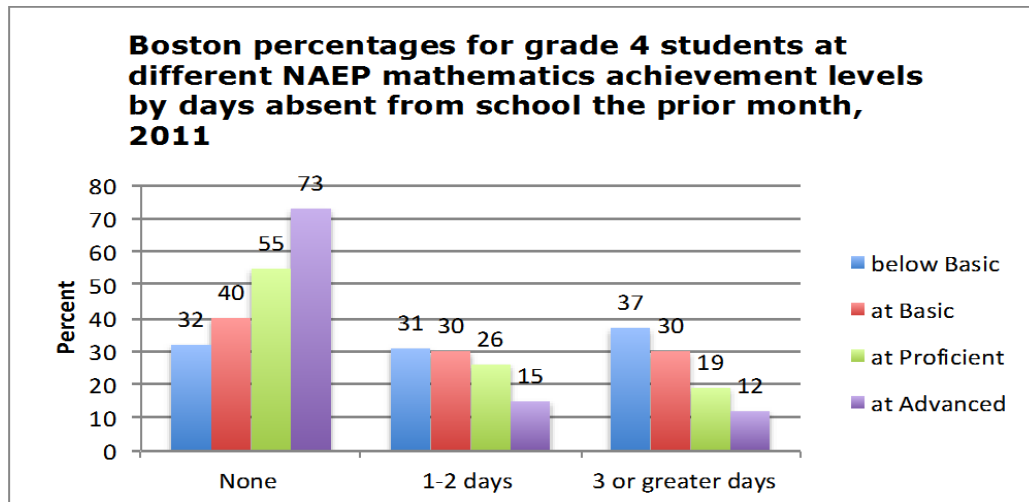
- Only 34 percent of *below Basic* grade 4 students compared with 58 percent of the *at Proficient* students reported “no days absent” in the prior month.
- 33 percent of *below Basic* grade 4 students compared with only 14 percent of the *at Proficient* students reported “3 or greater days absent” in the prior month (equivalent to 5 weeks a year of school missed).
-



BOSTON: Students' Monthly Days Absent and 2011 NAEP Mathematics Achievement Levels

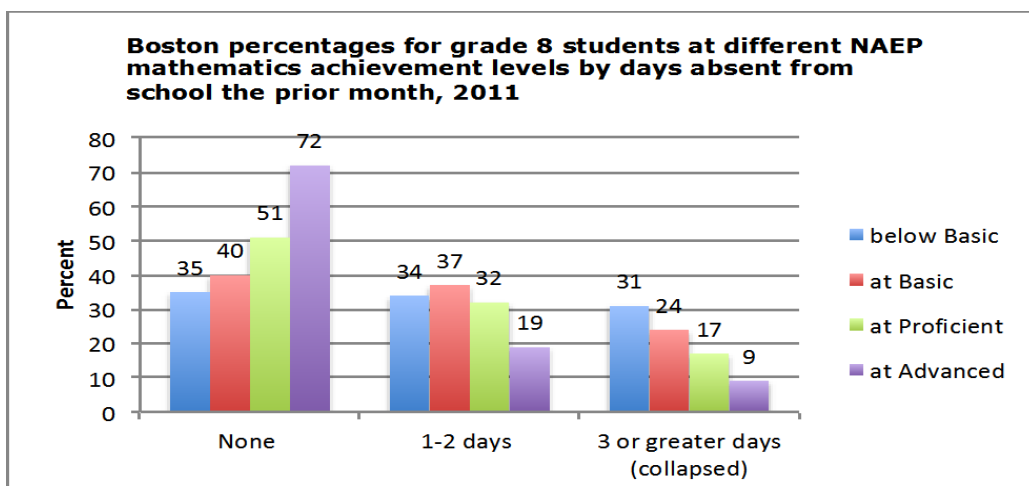
Grade 4

- Only 32 percent of *below Basic* grade 4 students compared with 73 percent of the *Advanced* students reported “no days absent” in the prior month.
- 37 percent of *below Basic* grade 4 students compared with only 12 percent of the *Advanced* students reported “3 or greater days absent” in the prior month (equivalent to 5 weeks a year of school missed).



Grade 8

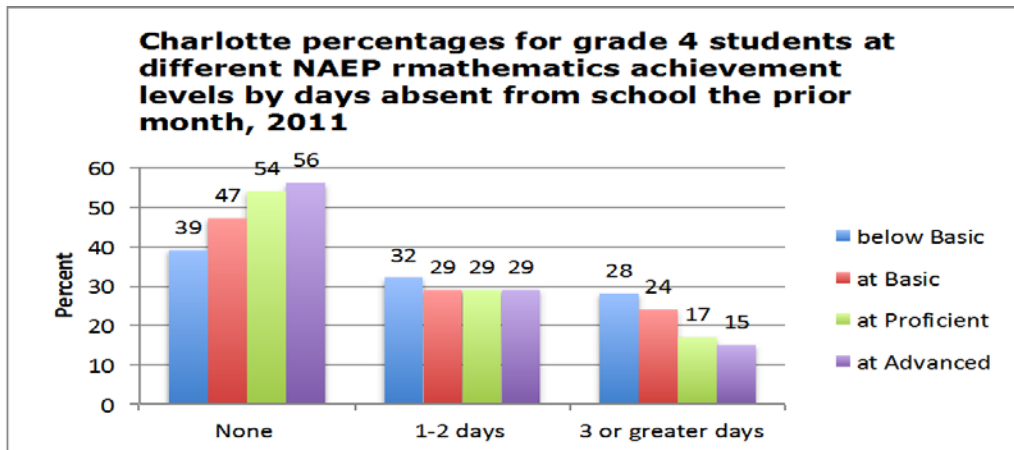
- Only 35 percent of *below Basic* grade 4 students compared with 72 percent of the *Advanced* students reported “no days absent” in the prior month.
- 31 percent of *below Basic* grade 4 students compared with only 9 percent of the *Advanced* students reported “3 or greater days absent” in the prior month (equivalent to 5 weeks a year of school missed).



CHARLOTTE: Students' Monthly Days Absent and 2011 NAEP Mathematics Achievement Levels

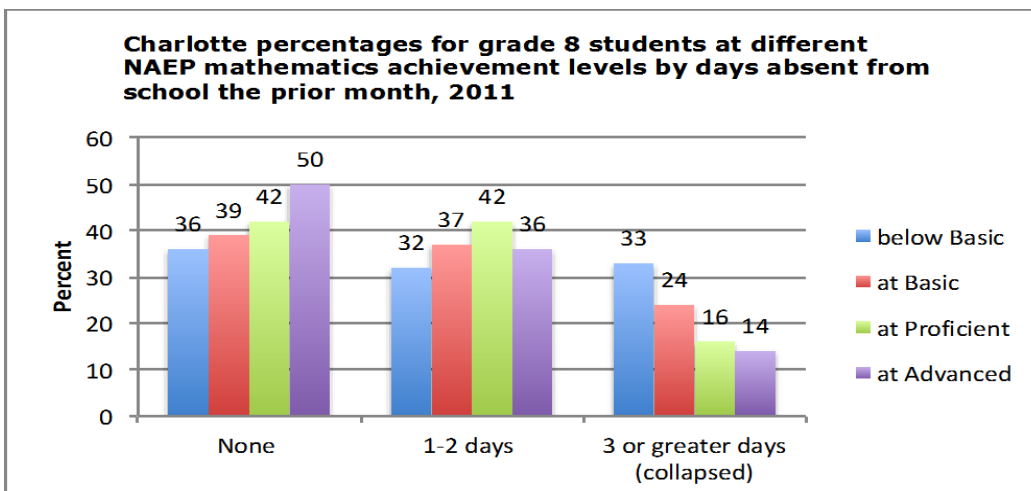
Grade 4

- Only 39 percent of *below Basic* grade 4 students compared with 56 percent of the *Advanced* students reported "no days absent" in the prior month.
- 28 percent of *below Basic* grade 4 students compared with only 15 percent of the *Advanced* students reported "3 or greater days absent" in the prior month (equivalent to 5 weeks a year of school missed).



Grade 8

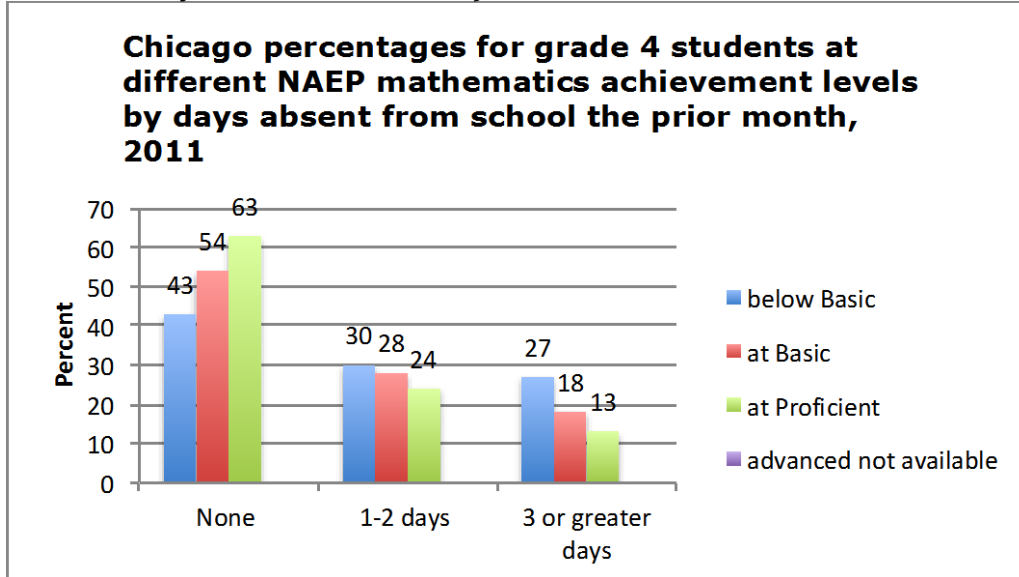
- Only 36 percent of *below Basic* grade 4 students compared with 50 percent of the *Advanced* students reported "no days absent" in the prior month.
- 33 percent of *below Basic* grade 4 students compared with only 14 percent of the *Advanced* students reported "3 or greater days absent" in the prior month (equivalent to 5 weeks a year of school missed).



CHICAGO: Students' Monthly Days Absent and 2011 NAEP Mathematics Achievement Levels

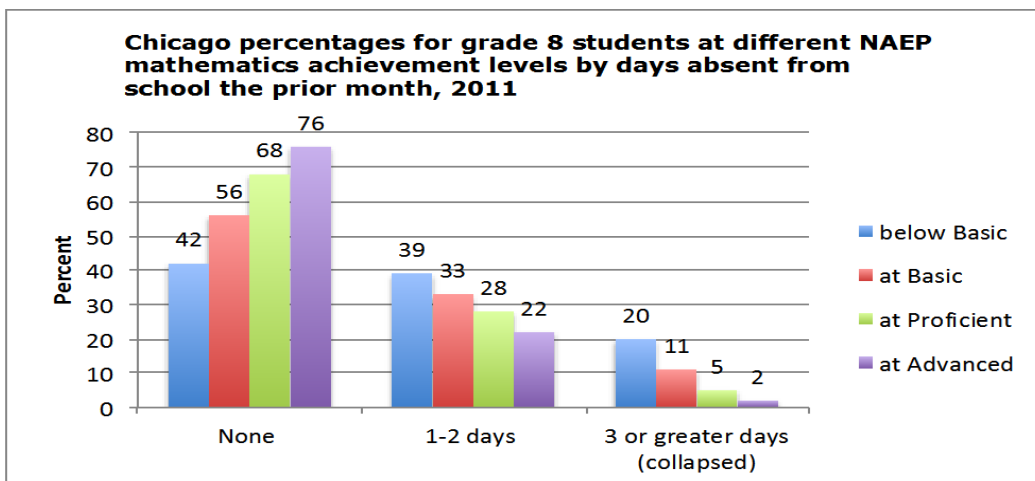
Grade 4

- Only 43 percent of *below Basic* grade 4 students compared with 63 percent of the *at Proficient* students reported "no days absent" in the prior month.
- 27 percent of *below Basic* grade 4 students compared with only 13 percent of the *at Proficient* students reported "3 or greater days absent" in the prior month (equivalent to 5 weeks a year of school missed).



Grade 8

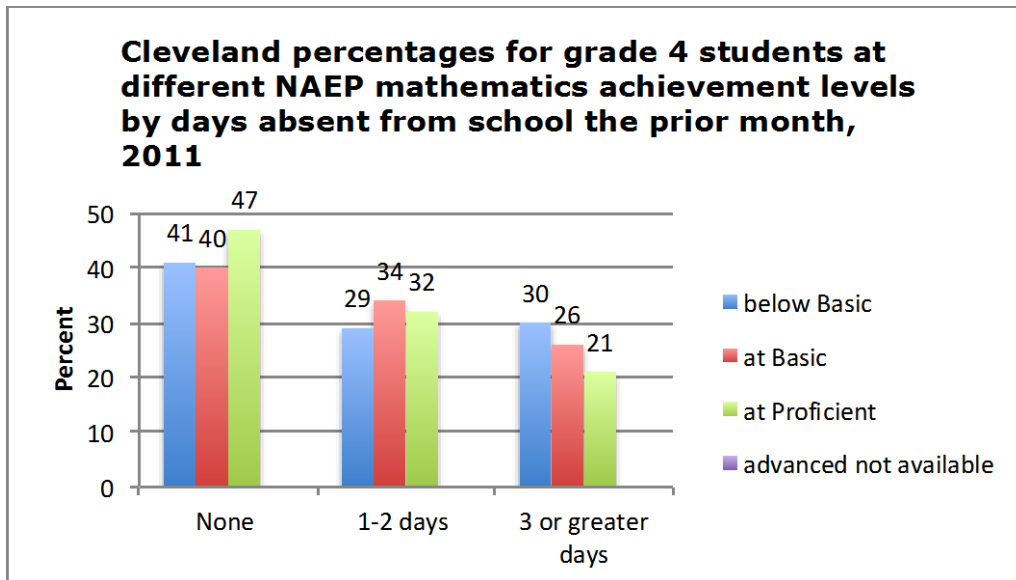
- Only 42 percent of *below Basic* grade 4 students compared with 76 percent of the *Advanced* students reported "no days absent" in the prior month.
- 20 percent of *below Basic* grade 4 students compared with only 2 percent of the *Advanced* students reported "3 or greater days absent" in the prior month (equivalent to 5 weeks a year of school missed).



CLEVELAND: Students' Monthly Days Absent and 2011 NAEP Mathematics Achievement Levels

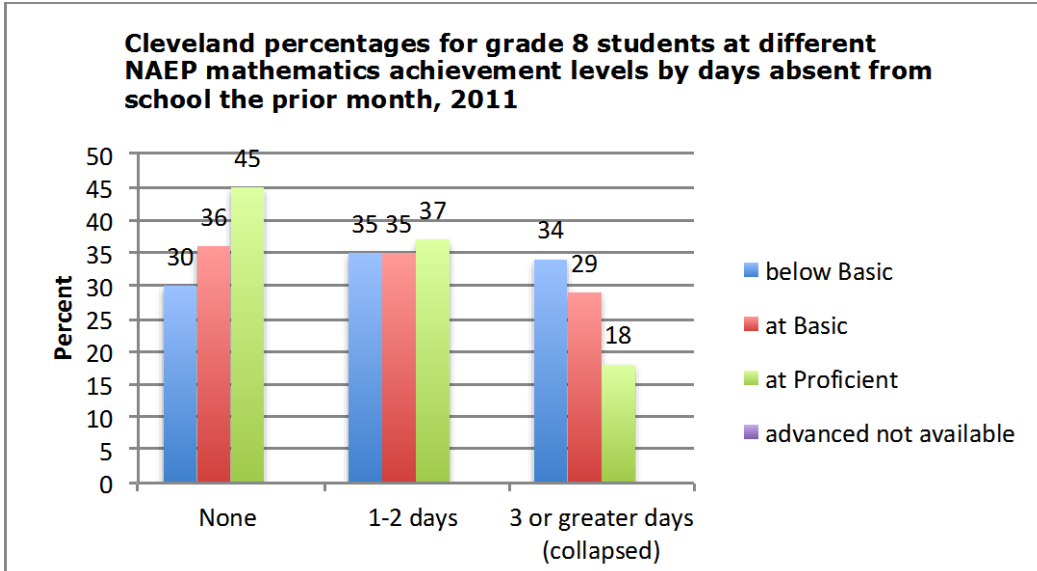
Grade 4

- Only 41 percent of *below Basic* grade 4 students compared with 47 percent of the *at Proficient* students reported "no days absent" in the prior month.
- 30 percent of *below Basic* grade 4 students compared with only 21 percent of the *at Proficient* students reported "3 or greater days absent" in the prior month (equivalent to 5 weeks a year of school missed).



Grade 8

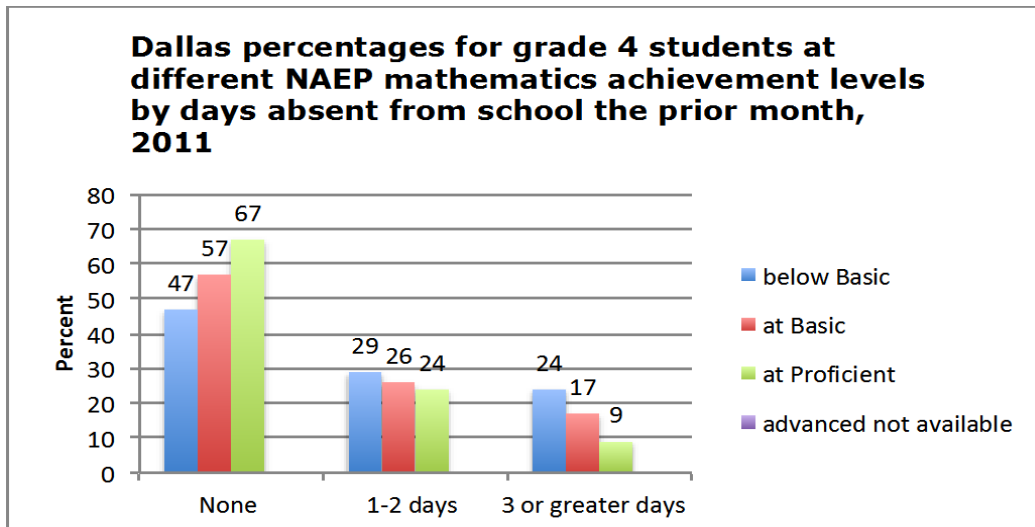
- Only 30 percent of *below Basic* grade 4 students compared with 45 percent of the *at Proficient* students reported "no days absent" in the prior month.
- 34 percent of *below Basic* grade 4 students compared with only 18 percent of the *at Proficient* students reported "3 or greater days absent" in the prior month (equivalent to 5 weeks a year of school missed).



DALLAS: Students' Monthly Days Absent and 2011 NAEP Mathematics Achievement Levels

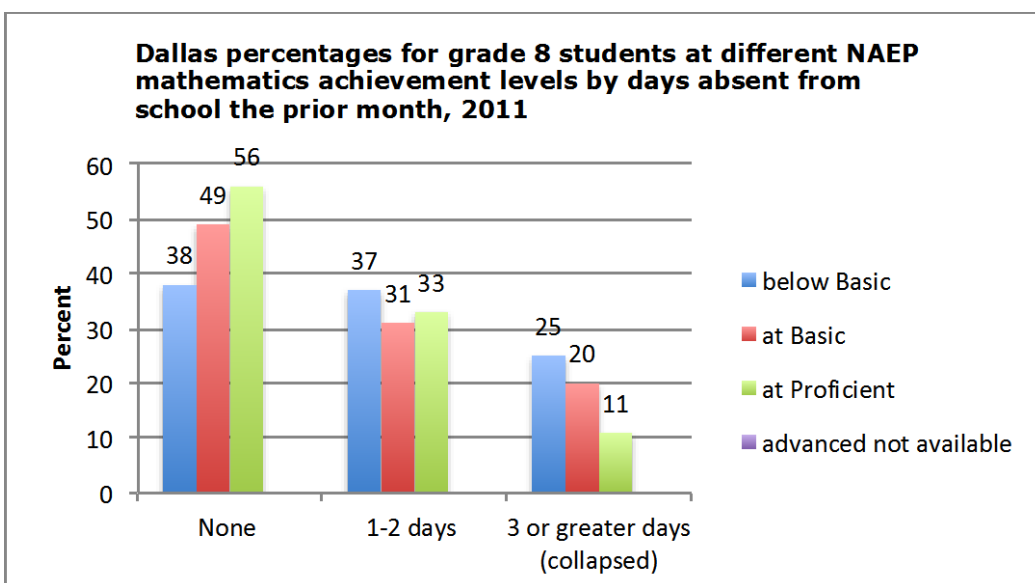
Grade 4

- Only 47 percent of *below Basic* grade 4 students compared with 67 percent of the *at Proficient* students reported "no days absent" in the prior month.
- 24 percent of *below Basic* grade 4 students compared with only 9 percent of the *at Proficient* students reported "3 or greater days absent" in the prior month (equivalent to 5 weeks a year of school missed).



Grade 8

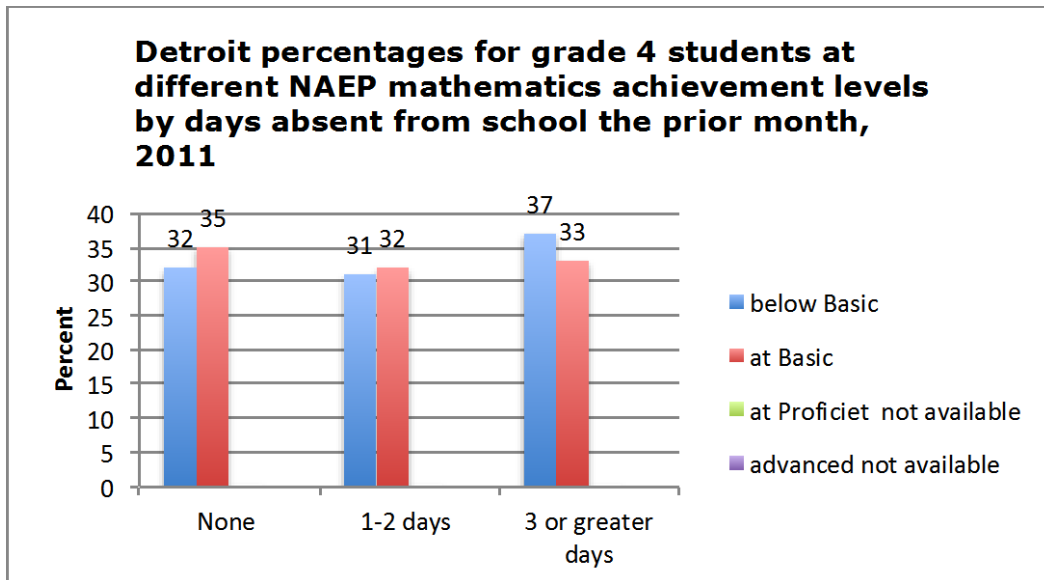
- Only 38 percent of *below Basic* grade 4 students compared with 56 percent of the *at Proficient* students reported "no days absent" in the prior month.
- 25 percent of *below Basic* grade 4 students compared with only 11 percent of the *at Proficient* students reported "3 or greater days absent" in the prior month (equivalent to 5 weeks a year of school missed).



DETROIT: Students' Monthly Days Absent and 2011 NAEP Mathematics Achievement Levels

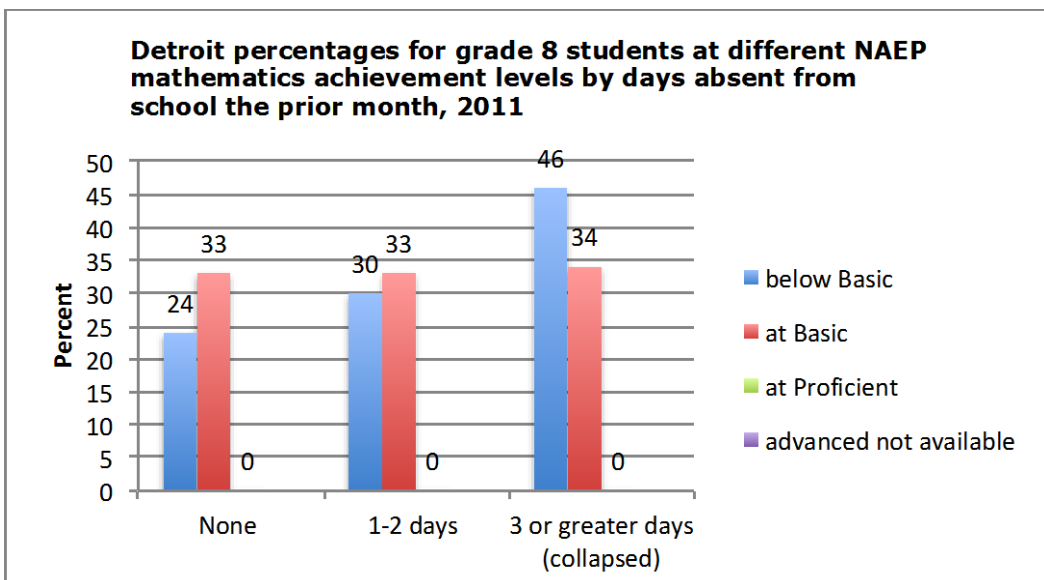
Grade 4

- 33 percent of *below Basic* grade 4 students compared with 35 percent of the *at Basic* students reported “no days absent” in the prior month.
- 37 percent of *below Basic* grade 4 students compared with 33 percent of the *at Basic* students reported “3 or greater days absent” in the prior month (equivalent to 5 weeks a year of school missed).



Grade 8

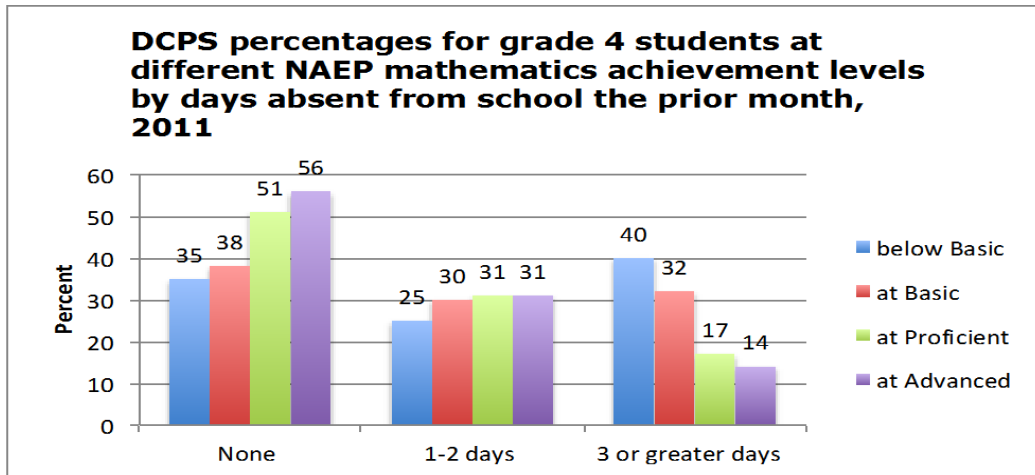
- 24 percent of *below Basic* grade 8 students compared with 33 percent of the *at Basic* students reported “no days absent” in the prior month.
- 46 percent of *below Basic* grade 8 students compared with only 34 percent of the *at Basic* students reported “3 or greater days absent” in the prior month (equivalent to 5 weeks a year of school missed).



DCPS: Students' Monthly Days Absent and 2011 NAEP Mathematics Achievement Levels

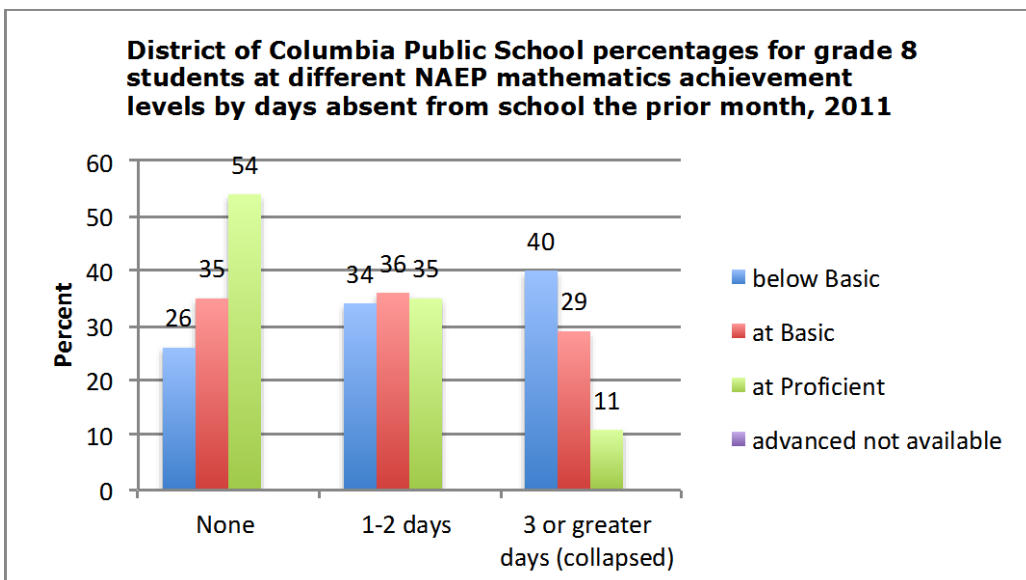
Grade 4

- Only 35 percent of *below Basic* grade 4 students compared with 56 percent of the *Advanced* students reported "no days absent" in the prior month.
- 40 percent of *below Basic* grade 4 students compared with only 14 percent of the *Advanced* students reported "3 or greater days absent" in the prior month (equivalent to 5 weeks a year of school missed).



Grade 8

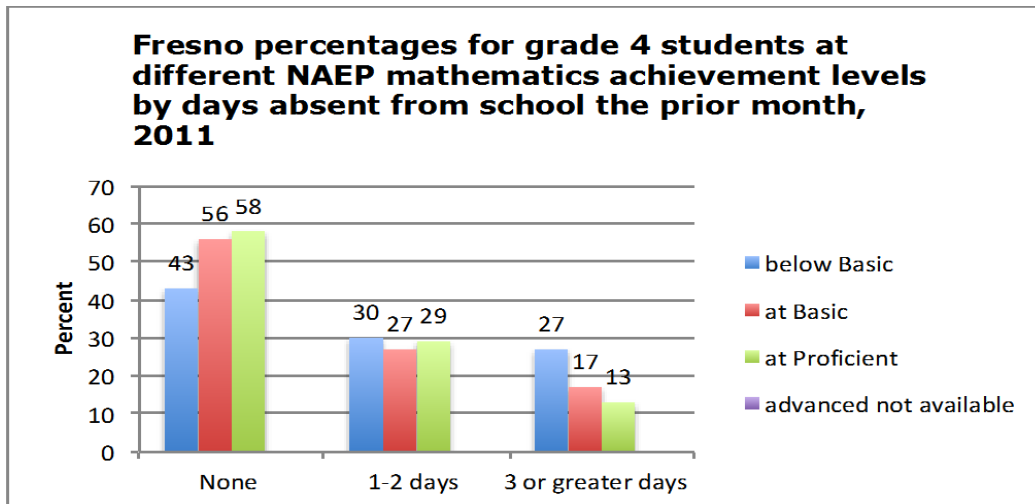
- Only 26 percent of *below Basic* grade 4 students compared with 54 percent of the *at Proficient* students reported "no days absent" in the prior month.
- 40 percent of *below Basic* grade 4 students compared with only 11 percent of the *at Proficient* students reported "3 or greater days absent" in the prior month (equivalent to 5 weeks a year of school missed).



FRESNO: Students' Monthly Days Absent and 2011 NAEP Mathematics Achievement Levels

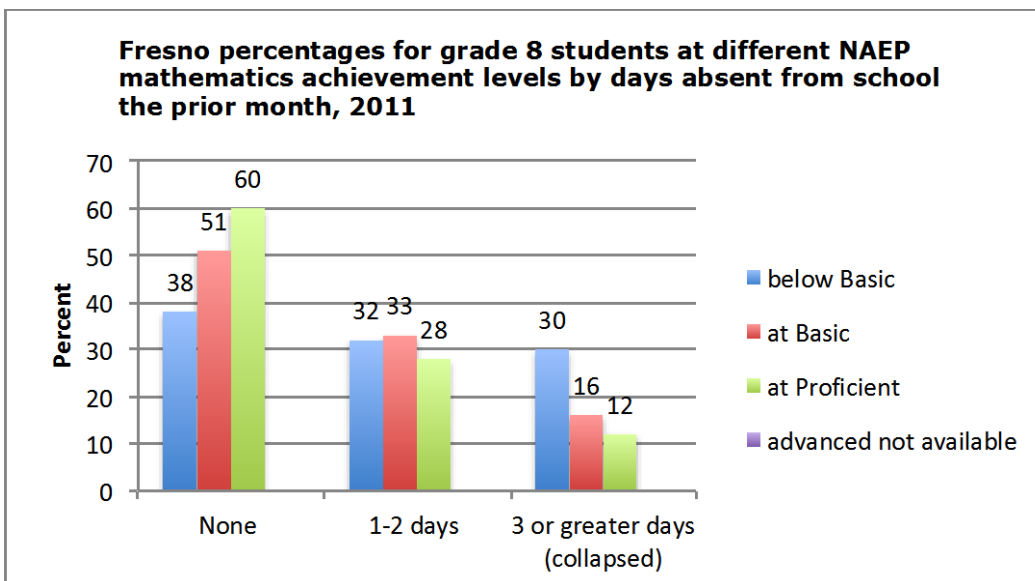
Grade 4

- Only 43 percent of *below Basic* grade 4 students compared with 58 percent of the *at Basic* students reported “no days absent” in the prior month.
- 27 percent of *below Basic* grade 4 students compared with only 13 percent of the *at Basic* students reported “3 or greater days absent” in the prior month (equivalent to 5 weeks a year of school missed).



Grade 8

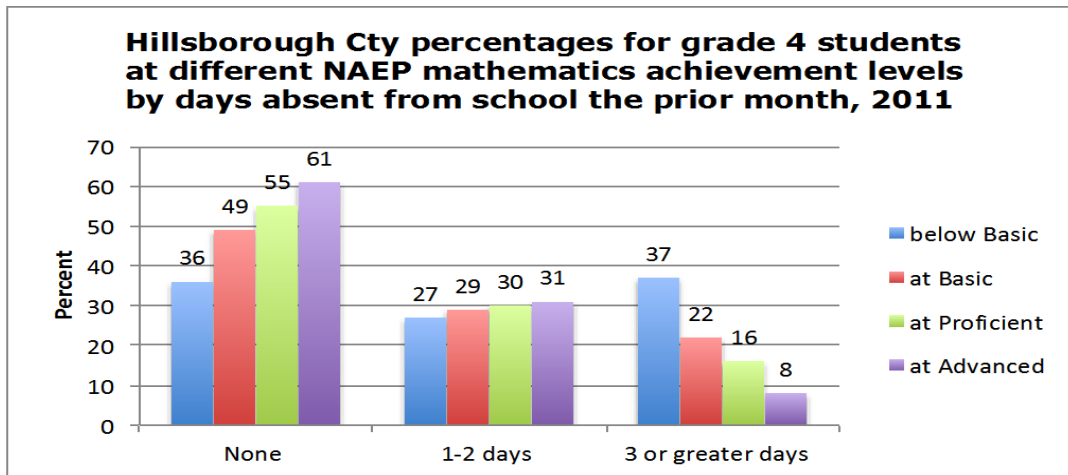
- Only 38 percent of *below Basic* grade 4 students compared with 60 percent of the *at Proficient* students reported “no days absent” in the prior month.
- 30 percent of *below Basic* grade 4 students compared with only 12 percent of the *at Proficient* students reported “3 or greater days absent” in the prior month (equivalent to 5 weeks a year of school missed).



HILLSBOROUGH COUNTY (Tampa): Students' Monthly Days Absent and 2011 NAEP Mathematics Achievement Levels

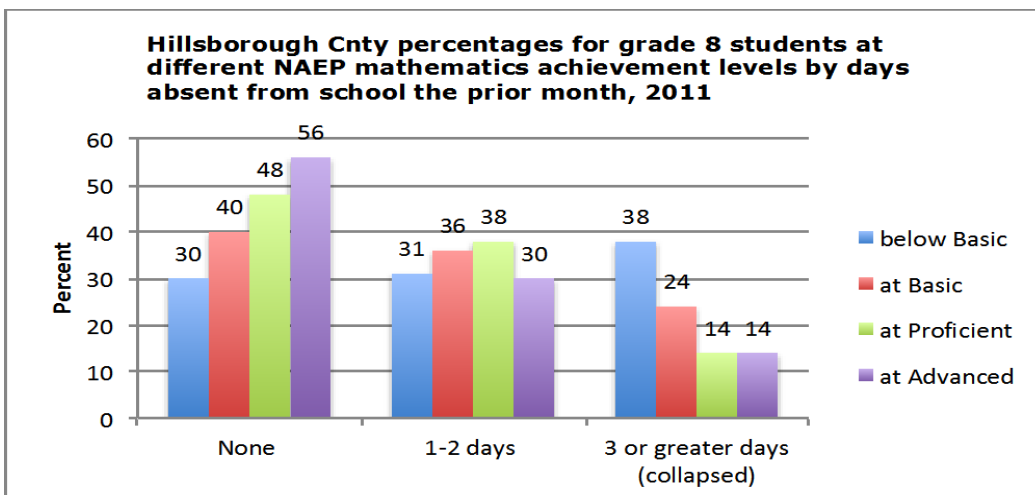
Grade 4

- Only 36 percent of *below Basic* grade 4 students compared with 61 percent of the *Advanced* students reported "no days absent" in the prior month.
- 37 percent of *below Basic* grade 4 students compared with only 8 percent of the *Advanced* students reported "3 or greater days absent" in the prior month (equivalent to 5 weeks a year of school missed).



Grade 8

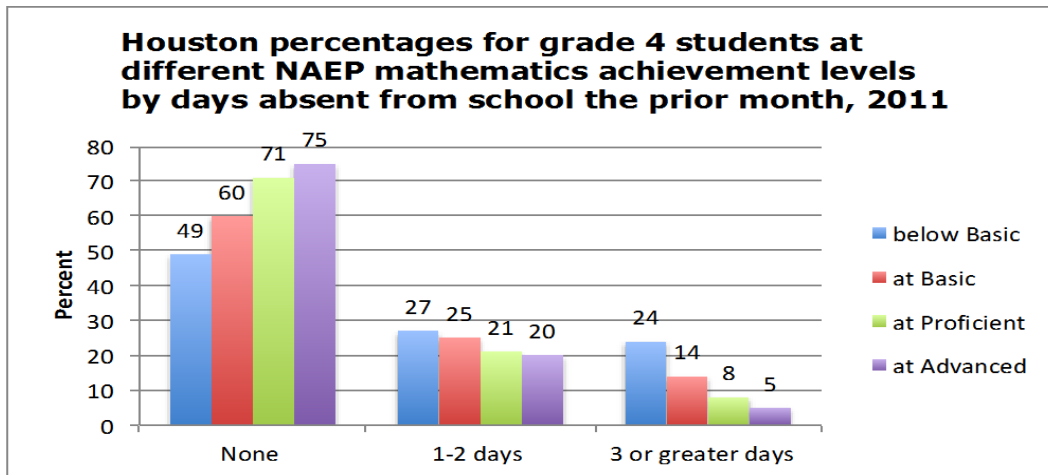
- Only 36 percent of *below Basic* grade 4 students compared with 61 percent of the *Advanced* students reported "no days absent" in the prior month.
- 37 percent of *below Basic* grade 4 students compared with only 8 percent of the *Advanced* students reported "3 or greater days absent" in the prior month (equivalent to 5 weeks a year of school missed).
-



HOUSTON: Students' Monthly Days Absent and 2011 NAEP Mathematics Achievement Levels

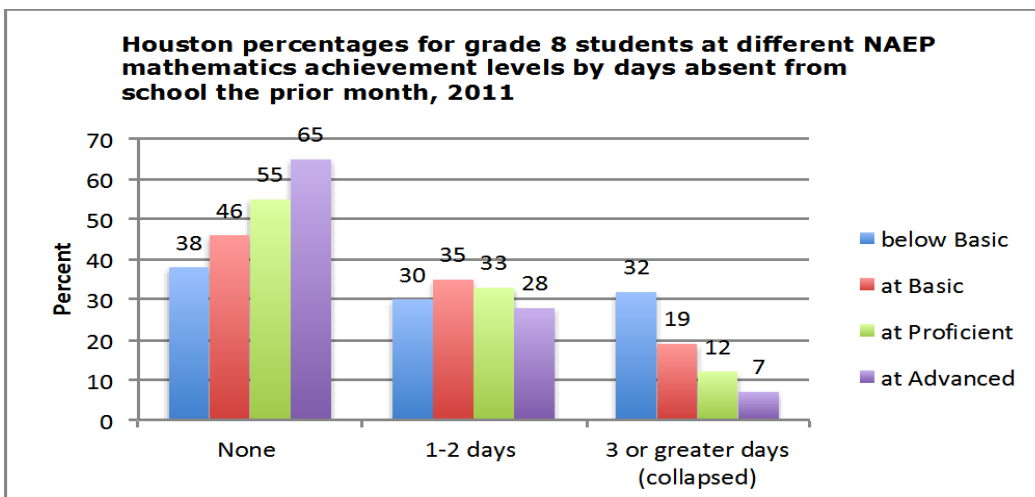
Grade 4

- Only 49 percent of *below Basic* grade 4 students compared with 75 percent of the *Advanced* students reported “no days absent” in the prior month.
- 24 percent of *below Basic* grade 4 students compared with only 5 percent of the *Advanced* students reported “3 or greater days absent” in the prior month (equivalent to 5 weeks a year of school missed).



Grade 8

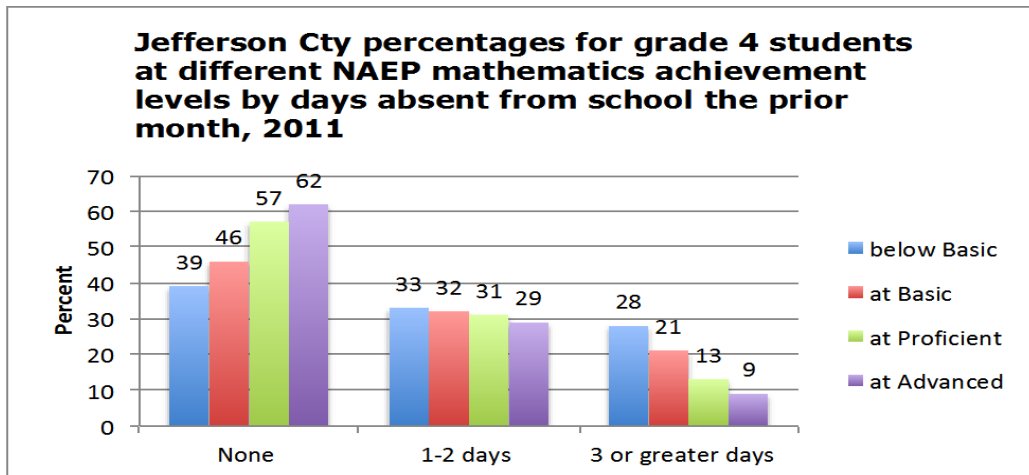
- Only 38 percent of *below Basic* grade 4 students compared with 65 percent of the *Advanced* students reported “no days absent” in the prior month.
- 32 percent of *below Basic* grade 4 students compared with only 7 percent of the *Advanced* students reported “3 or greater days absent” in the prior month (equivalent to 5 weeks a year of school missed).



JEFFERSON COUNTY (Louisville, KY): Students' Monthly Days Absent and 2011 NAEP Mathematics Achievement Levels

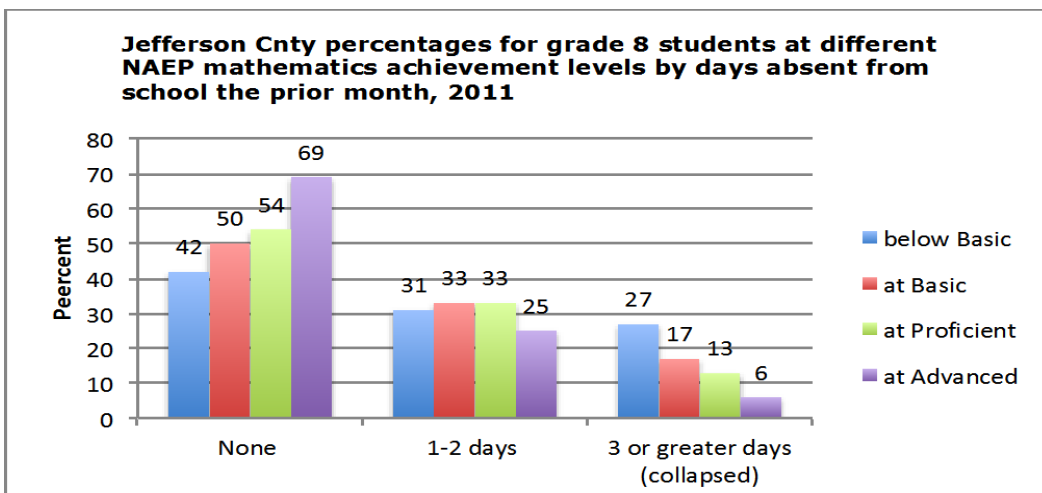
Grade 4

- Only 39 percent of *below Basic* grade 4 students compared with 62 percent of the *Advanced* students reported "no days absent" in the prior month.
- 28 percent of *below Basic* grade 4 students compared with only 9 percent of the *Advanced* students reported "3 or greater days absent" in the prior month (equivalent to 5 weeks a year of school missed).



Grade 8

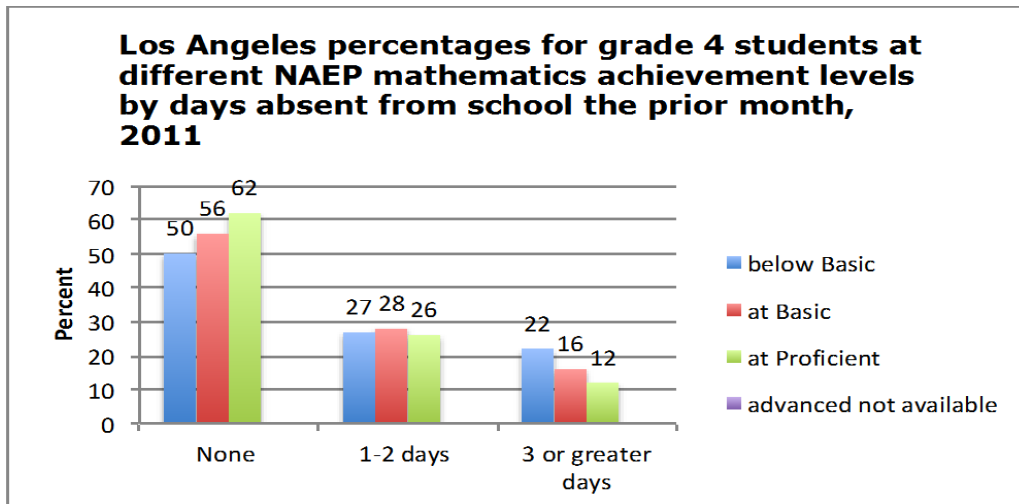
- Only 42 percent of *below Basic* grade 4 students compared with 69 percent of the *Advanced* students reported "no days absent" in the prior month.
- 27 percent of *below Basic* grade 4 students compared with only 6 percent of the *Advanced* students reported "3 or greater days absent" in the prior month (equivalent to 5 weeks a year of school missed).



LOS ANGELES: Students' Monthly Days Absent and 2011 NAEP Mathematics Achievement Levels

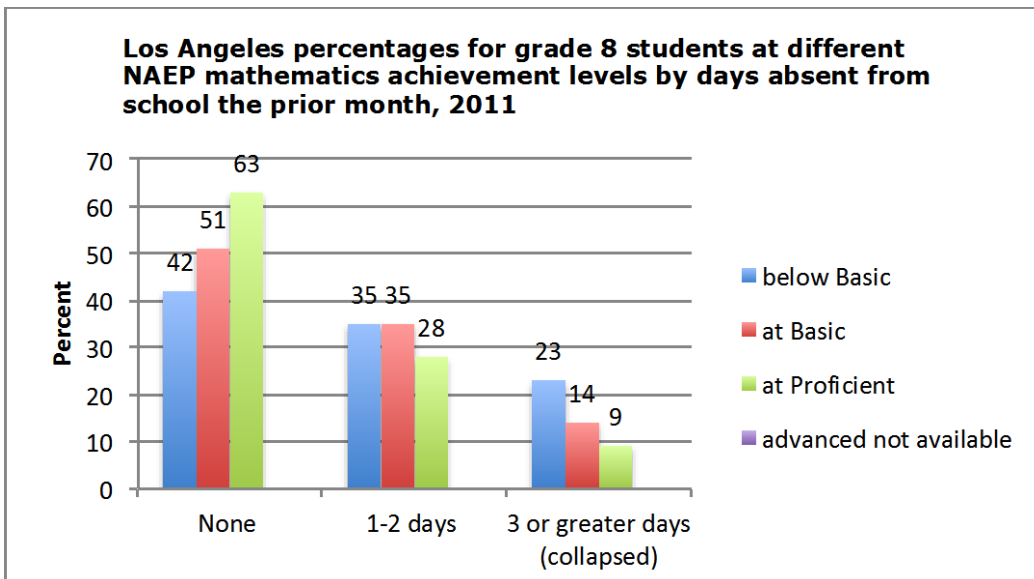
Grade 4

- Only 50 percent of *below Basic* grade 4 students compared with 62 percent of the *at Proficient* students reported “no days absent” in the prior month.
- 22 percent of *below Basic* grade 4 students compared with only 12 percent of the *at Proficient* students reported “3 or greater days absent” in the prior month (equivalent to 5 weeks a year of school missed).



Grade 8

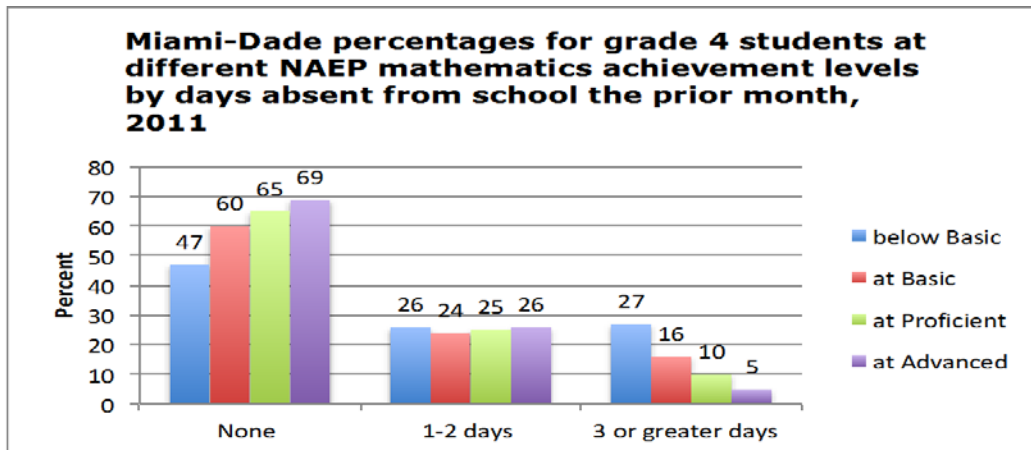
- Only 42 percent of *below Basic* grade 4 students compared with 63 percent of the *at Proficient* students reported “no days absent” in the prior month.
- 23 percent of *below Basic* grade 4 students compared with only 9 percent of the *at Proficient* students reported “3 or greater days absent” in the prior month (equivalent to 5 weeks a year of school missed).



MIAMI-DADE: Students' Monthly Days Absent and 2011 NAEP Mathematics Achievement Levels

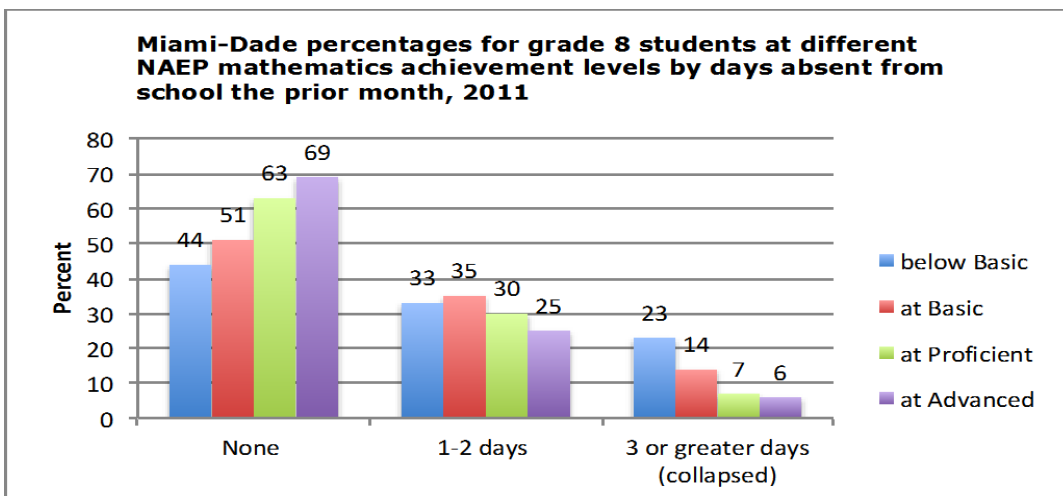
Grade 4

- Only 47 percent of *below Basic* grade 4 students compared with 69 percent of the *Advanced* students reported “no days absent” in the prior month.
- 27 percent of *below Basic* grade 4 students compared with only 5 percent of the *Advanced* students reported “3 or greater days absent” in the prior month (equivalent to 5 weeks a year of school missed).



Grade 8

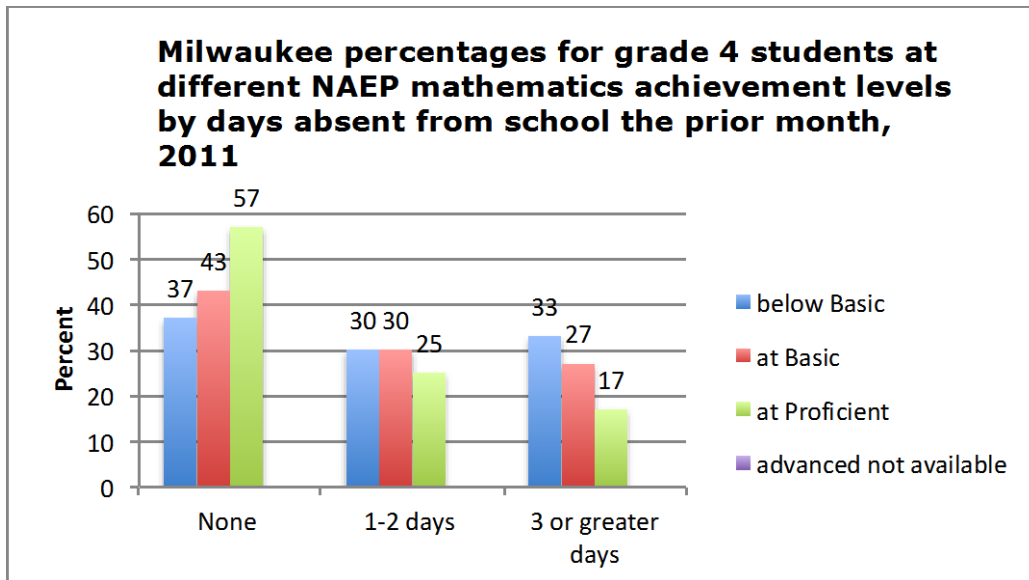
- Only 44 percent of *below Basic* grade 4 students compared with 69 percent of the *Advanced* students reported “no days absent” in the prior month.
- 23 percent of *below Basic* grade 4 students compared with only 6 percent of the *Advanced* students reported “3 or greater days absent” in the prior month (equivalent to 5 weeks a year of school missed).



MILWAUKEE: Students' Monthly Days Absent and 2011 NAEP Mathematics Achievement Levels

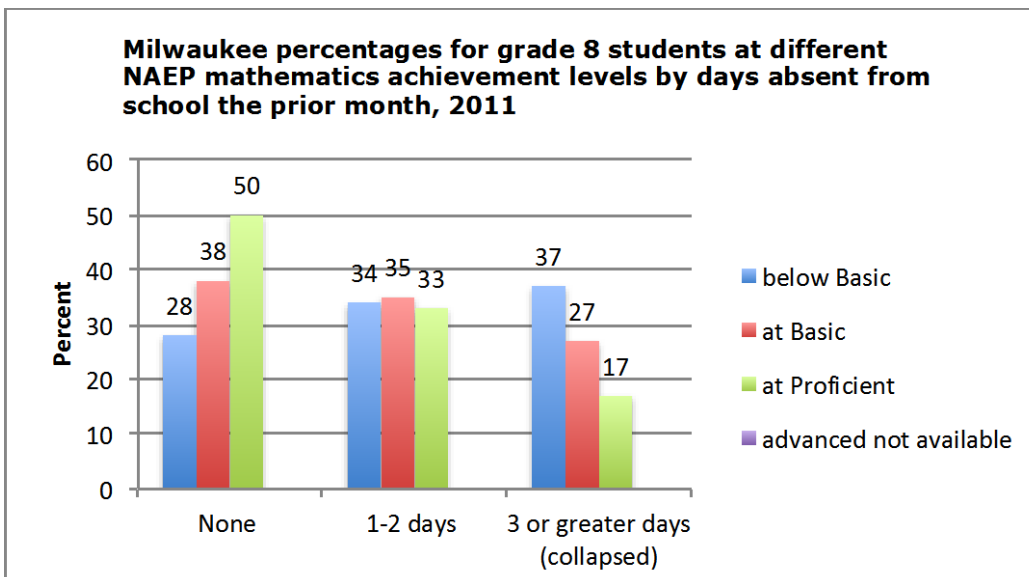
Grade 4

- Only 37 percent of *below Basic* grade 4 students compared with 57 percent of the *at Proficient* students reported "no days absent" in the prior month.
- 33 percent of *below Basic* grade 4 students compared with only 17 percent of the *at Proficient* students reported "3 or greater days absent" in the prior month (equivalent to 5 weeks a year of school missed).



Grade 8

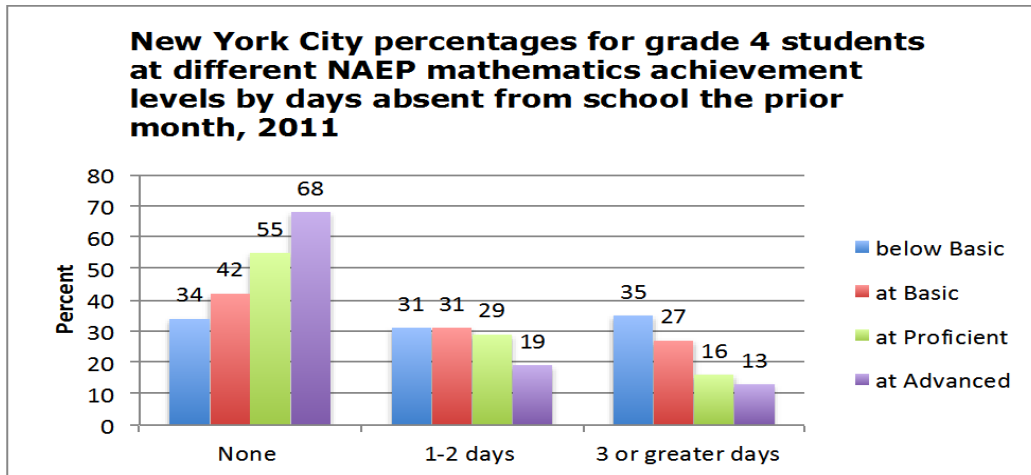
- Only 28 percent of *below Basic* grade 4 students compared with 50 percent of the *at Proficient* students reported "no days absent" in the prior month.
- 37 percent of *below Basic* grade 4 students compared with only 17 percent of the *at Proficient* students reported "3 or greater days absent" in the prior month (equivalent to 5 weeks a year of school missed).



NEW YORK CITY: Students' Monthly Days Absent and 2011 NAEP Mathematics Achievement Levels

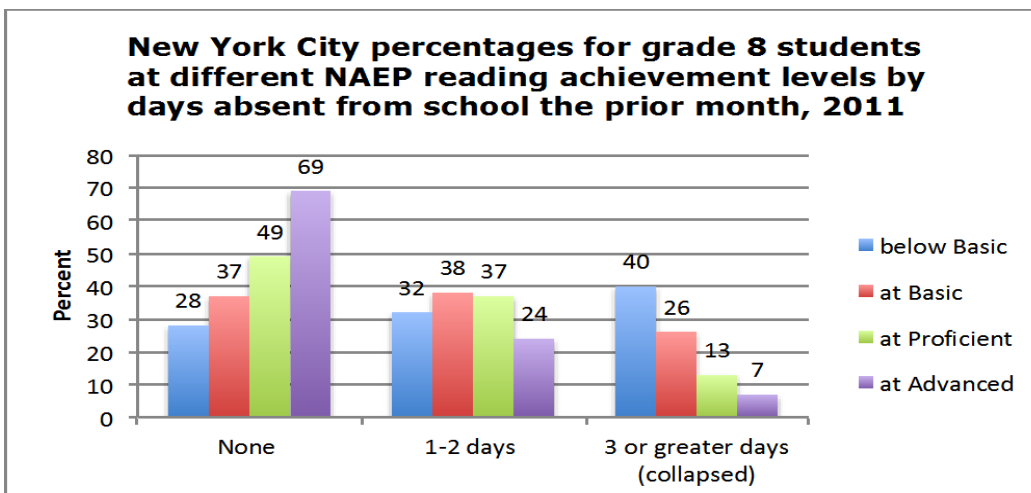
Grade 4

- Only 34 percent of *below Basic* grade 4 students compared with 68 percent of the *Advanced* students reported “no days absent” in the prior month.
- 35 percent of *below Basic* grade 4 students compared with only 13 percent of the *Advanced* students reported “3 or greater days absent” in the prior month (equivalent to 5 weeks a year of school missed).



Grade 8

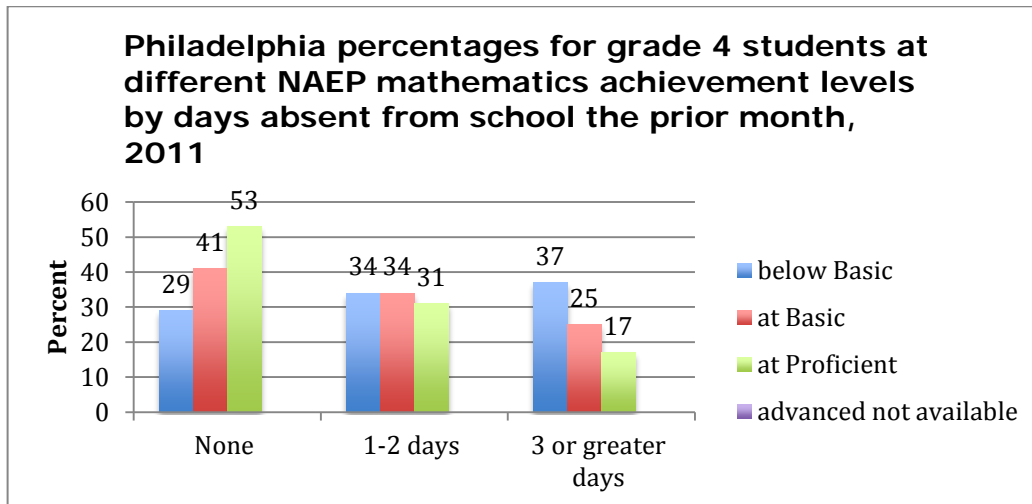
- Only 28 percent of *below Basic* grade 4 students compared with 69 percent of the *Advanced* students reported “no days absent” in the prior month.
- 40 percent of *below Basic* grade 4 students compared with only 7 percent of the *Advanced* students reported “3 or greater days absent” in the prior month (equivalent to 5 weeks a year of school missed).



PHILADELPHIA: Students' Monthly Days Absent and 2011 NAEP Mathematics Achievement Levels

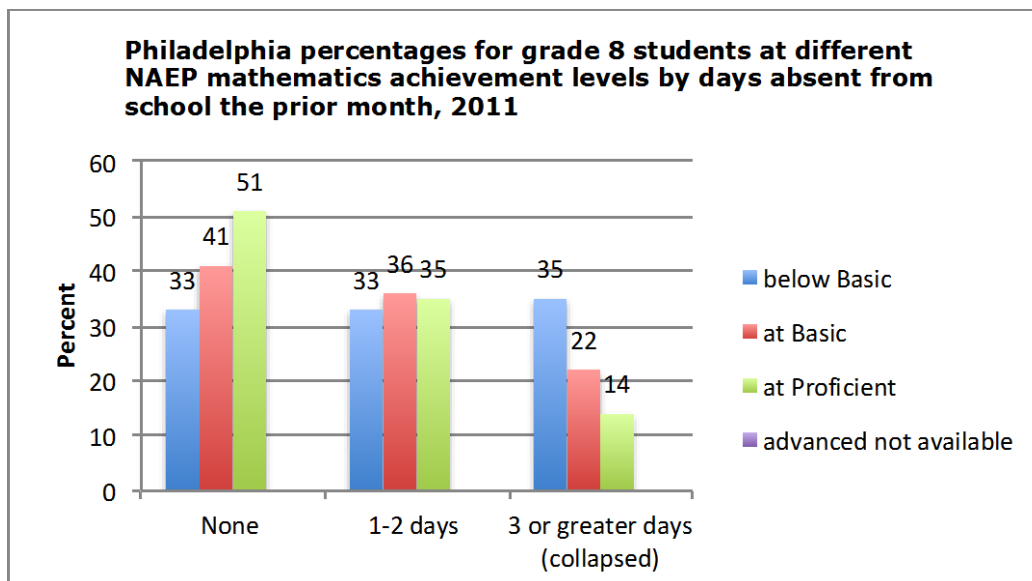
Grade 4

- Only 29 percent of *below Basic* grade 4 students compared with 53 percent of the *at Proficient* students reported “no days absent” in the prior month.
- 37 percent of *below Basic* grade 4 students compared with only 17 percent of the *at Proficient* students reported “3 or greater days absent” in the prior month (equivalent to 5 weeks a year of school missed).



Grade 8

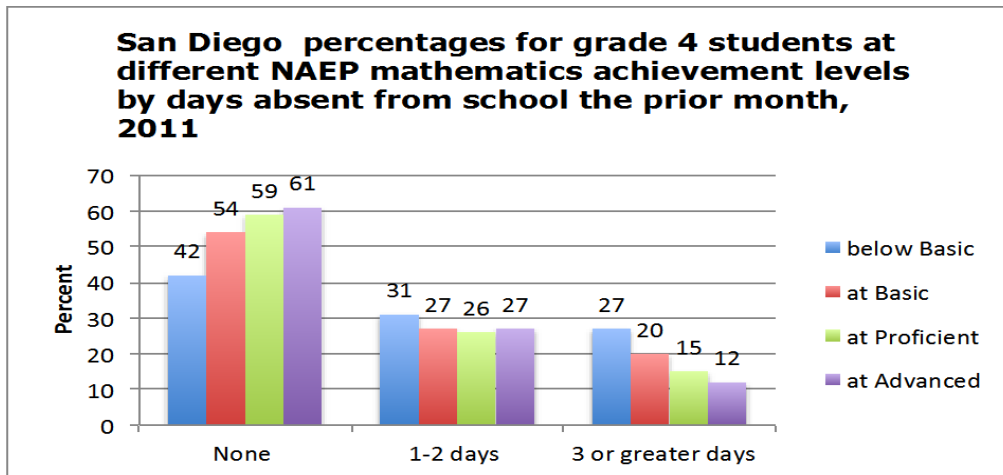
- Only 33 percent of *below Basic* grade 4 students compared with 51 percent of the *at Proficient* students reported “no days absent” in the prior month.
- 35 percent of *below Basic* grade 4 students compared with only 14 percent of the *at Proficient* students reported “3 or greater days absent” in the prior month (equivalent to 5 weeks a year of school missed).



SAN DIEGO: Students' Monthly Days Absent and 2011 NAEP Mathematics Achievement Levels

Grade 4

- Only 42 percent of *below Basic* grade 4 students compared with 61 percent of the *Advanced* students reported “no days absent” in the prior month.
- 27 percent of *below Basic* grade 4 students compared with only 12 percent of the *Advanced* students reported “3 or greater days absent” in the prior month (equivalent to 5 weeks a year of school missed).



Grade 8

- Only 40 percent of *below Basic* grade 4 students compared with 53 percent of the *Advanced* students reported “no days absent” in the prior month.
- 29 percent of *below Basic* grade 4 students compared with only 7 percent of the *Advanced* students reported “3 or greater days absent” in the prior month (equivalent to 5 weeks a year of school missed).

